

# SPECIAL CATALOG

BREVETTI INTERNAZIONALI



OLYMPIC RESOURCES, INC.

1000 WEST LOOP NORTH : HOUSTON, TEXAS 77055

713-869-0171 : TWX 910-881-6293

*Campagnolo* is our only business.






# TABLE OF CONTENTS

Super Record Road Group. . . . .	2-3
Nuovo Record Road Group . . . . .	4-5
Super Record Track Group . . . . .	6-7
Record Track Group . . . . .	8-9
Gran Sport Road Group. . . . .	10-11
Super Record Rear Derailleur. . . . .	12
Nuovo Record Front and Rear Derailleur. . . . .	13-14
Rally Rear Derailleur . . . . .	15
Record Controls, Cables, and Clips . . . . .	16-17
Nuovo Gran Sport Rear Derailleur. . . . .	18
Velox Rear Derailleur. . . . .	19
Valentino Front and Rear Derailleurs . . . . .	20-21
Valentino Control Parts . . . . .	22
Gran Turismo Rear Derailleur . . . . .	23
Sport Extra Rear Derailleur . . . . .	24
Super Record Low-Flange Hubs and Parts . . . . .	25
Record Hubs and Parts . . . . .	26-27
Nuovo Tipo Hubs and Parts . . . . .	28-29
Super Record Crankset Parts . . . . .	30
Record Cranksets and Parts . . . . .	31-35
Sport Road Crankset and Parts . . . . .	36
Bottom Bracket Sets and Parts . . . . .	37-39
Headsets . . . . .	40
Pedals and Parts . . . . .	41-42
Record Brakes and Parts. . . . .	43-44
Seatposts and Parts. . . . .	45-46
Cables and Clips . . . . .	47
Special Seat-Tube Bolts . . . . .	48
Fork Ends . . . . .	49
Pump Ends, Track Sprockets, and Grease. . . . .	50
Special Campagnolo Tools . . . . .	51-55
Bicycle Assembly Stand . . . . .	56
Chain Line Diagrams . . . . .	57-59
Gear Table for 27" Wheels. . . . .	60






1049/A



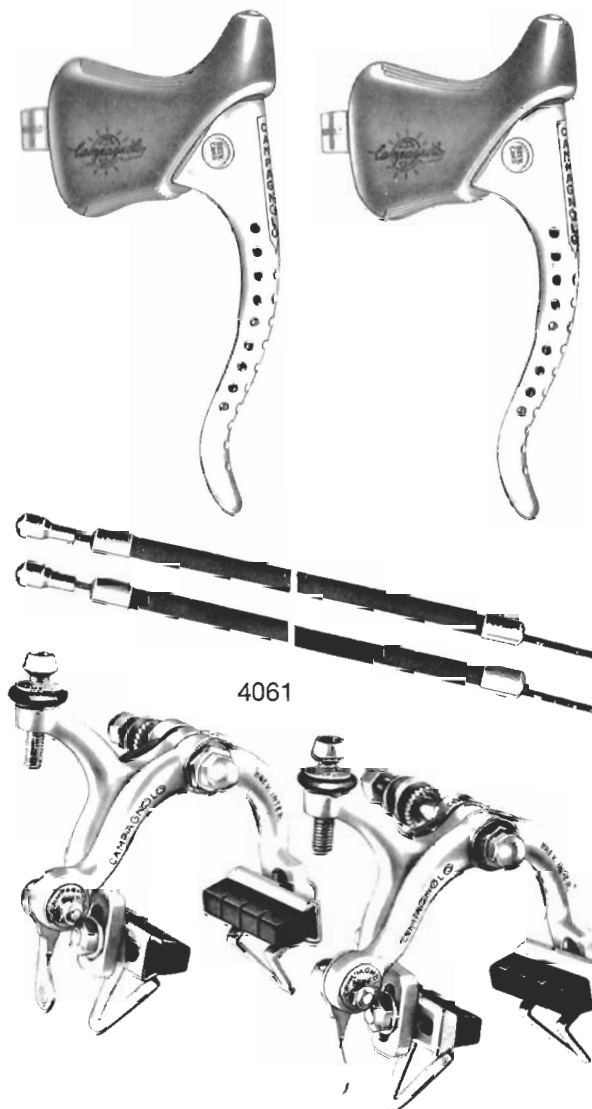
4031



4051



4041



4061

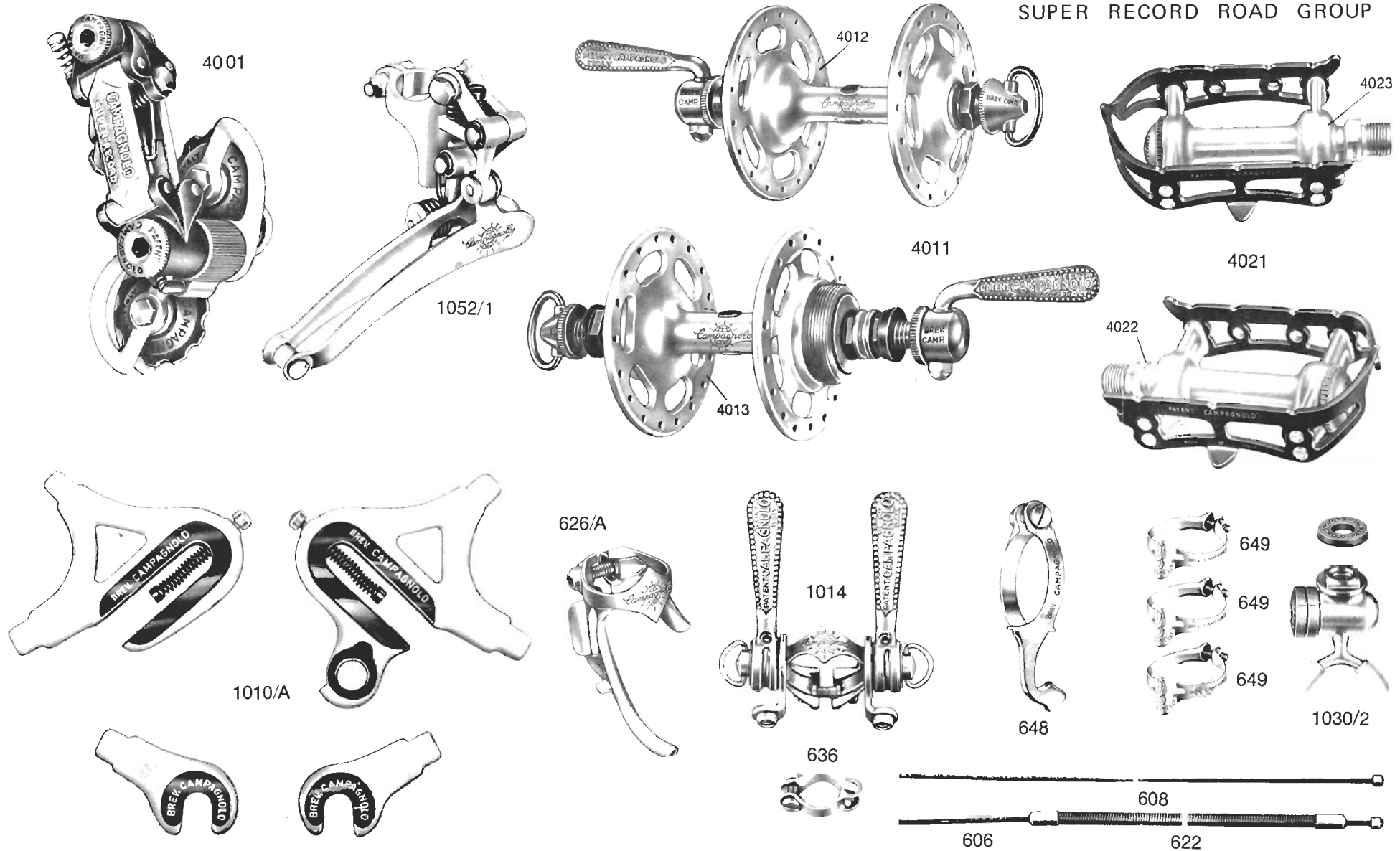
- 606 Rear derailleur cable (118 cm.)
- 608 Front derailleur cable (72 cm.) (New cable has been lengthened 2 cm.)
- 622 Rear derailleur stainless steel cable casing (21 cm.)
- 626/A Dual derailleur cable guide

- 636 Rear derailleur cable stop
- 648 Peg-Type pump holder
- 649 Brake cable clip (pkg. of 3)
- 1010/A Road fork ends w/o eyelets - set of 4 (SR)
- 1014 Record dual derailleur controls
- 1030/2 Adapter for Italian Silco Impero Pump w/squared boss

- 1049/A Super Record crankset w/o BB (Specs: Crank length—165 to 180 mm: Teeth—42 to 57)
- 1052/1 Front derailleur (R, RL, SR)
- 4000/F Super Record road group (Specs: Inquire)



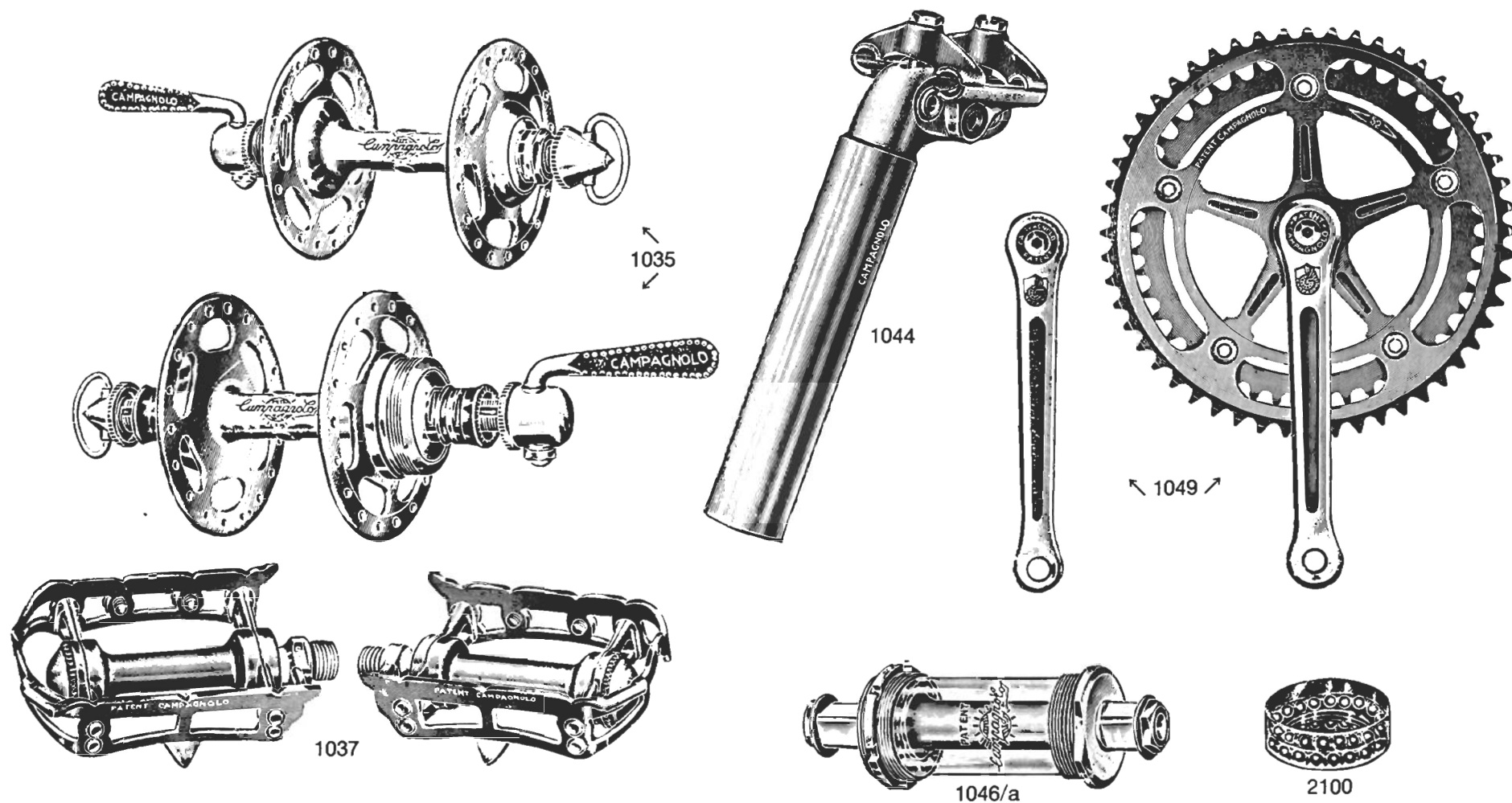
# SUPER RECORD ROAD GROUP



- 4001 Super Record rear derailleur w/o hanger
- 4011 Pair large-flange Super Record road hubs (Specs: Holes—24 to 40; Threads—Eng., Fr., or Ital.)
- 4012 Front large-flange road hub (SR)

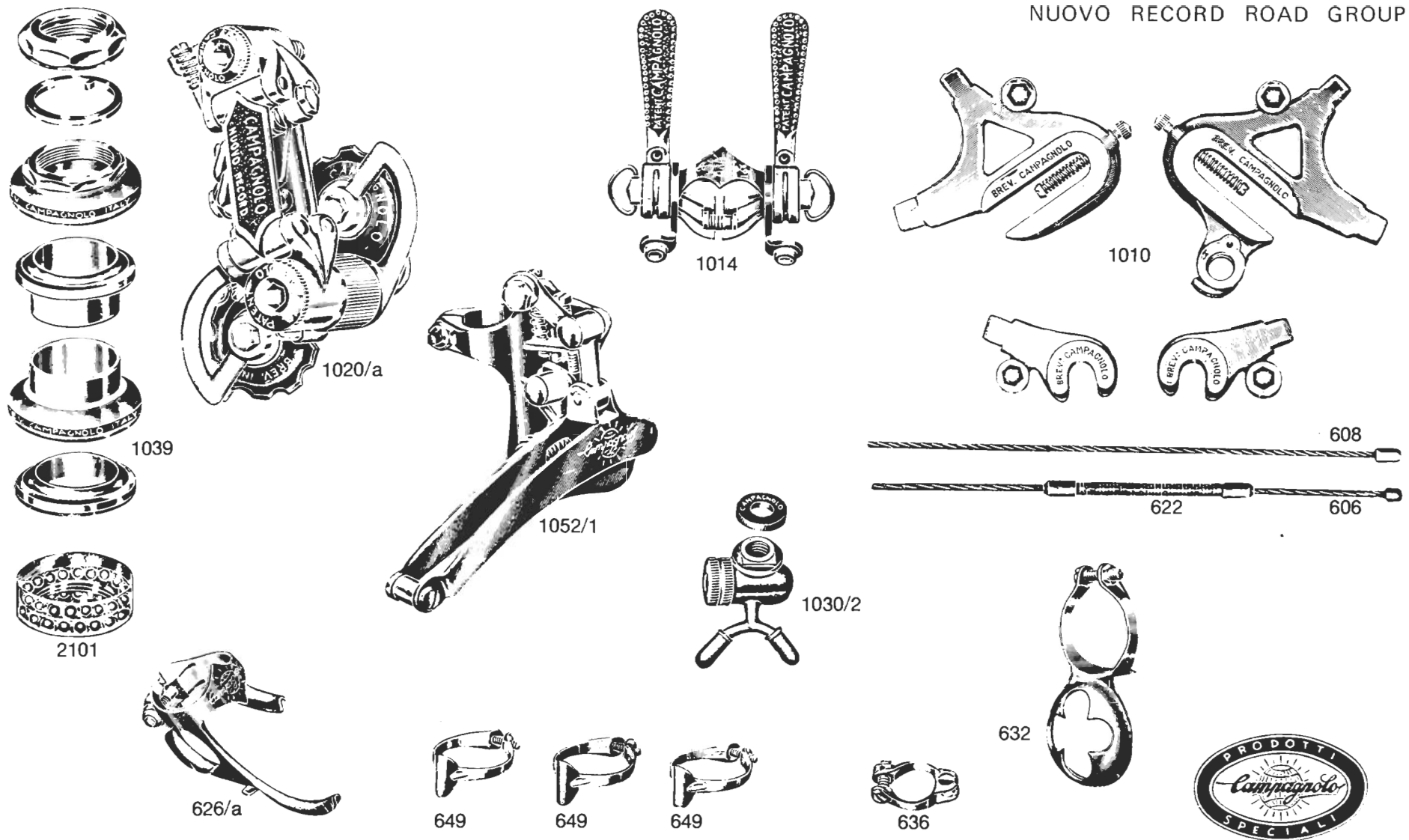
- 4013 Rear large-flange road hub (SR)
- 4021 Pair road pedals (SR)
- 4022 R.H. road pedal (SR)
- 4023 L.H. road pedal (SR)
- 4031 Super Record road bottom bracket set (Specs: Page 39)

- 4041 Super Record road headset (Specs: Eng., Fr., or Ital. thread)
- 4051 Fluted wide-cradle Super Record seatpin (Specs: Length—130 or 180 mm; Diameters—25.0 to 27.4 mm)
- 4061 Super Record brake set complete



- 606 **Down** tube gear cable (118 cm)
- 608 **Down** tube front changer cable (70 cm)
- 622 **Rear** stainless steel outer cable (21 cm)
- 626/a **Twin** gear cables clip
- 632 **Seat** tube pump clip
- 636 **Rear** derailleur cable stop

- 649 **Brake** cable clips
- 1010 **Record** fork ends set
- 1014 **Twin** down tube control levers
- 1020/a **Nuovo Record** gear (without hanger)
- 1030/2 **Special** pump adaptor (thread  $\varnothing 9 \times 1,25$  - Any of the pump adaptors shown on page 34 can be supplied instead)




- 1035 **Pair** of Record large flange quick release hubs (front width 100 mm. - rear width 120 mm.)
- 1037 **Pair** of Record road pedals (spindle thread  $\varnothing$  9/16"  $\times$  20F.)
- 1039 **Record** road head set (thread 25,4  $\times$  24F.)
- 1044 **Seat** pin for saddles with normal springs (please specify diameter and length as shown on page 30. If requested seat pin 1045 for wide spring saddles can be supplied)

- 1046/a **Nuovo Record** bottom bracket set (for 70 mm. bottom bracket and with 118 mm. spindle - see page 38)
- 1049 **Road** chainwheel set (please specify number of chainring teeth and cranks length - see page 20)
- 1052/1 **Record** front changer
- 2100 **Special** ballraces for bottom bracket set
- 2101 **Special** ballraces for head set





4100 CAMPAGNOLO SUPER RECORD TRACK GROUP



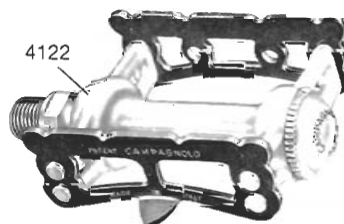
4151

4131

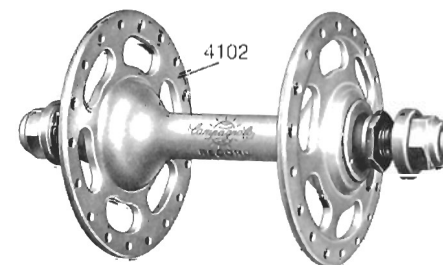


4123

4121

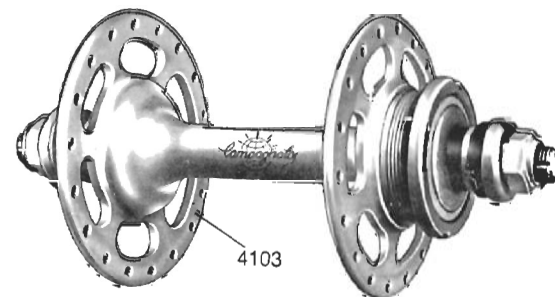


4122



4102


4101



4103

- 1053 Track fork ends (set of 4)
- 4051 Fluted wide-cradle seat pin (SR) - 130 and 180 mm
- 4101 Pair large-flange Super Record track hubs (Specs: Holes—24 to 40; Threads—Eng., Fr., or Ital.)


- 4102 Front large-flange track hub (SR)
- 4103 Rear Large-flange track hub (SR)
- 4121 Pair track pedals (SR)
- 4122 R.H. track pedal (SR)
- 4123 L.H. track pedal (SR)



4141



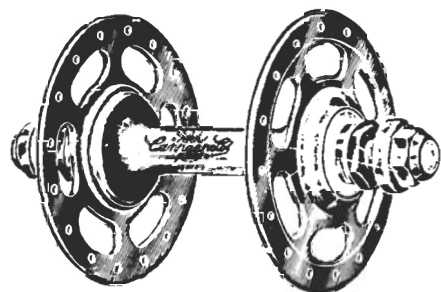
4051



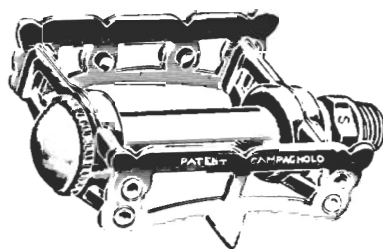
1053




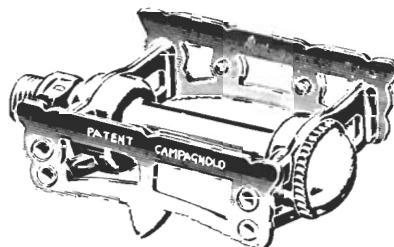
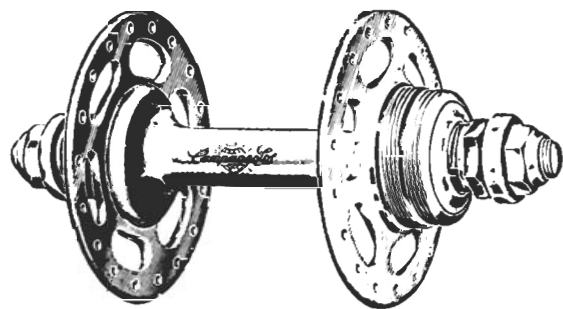
- 4131 Track bottom bracket set (SR)  
(See specs on diagram page 39)
- 4141 Super Record track headset (Eng.,  
Fr., or Ital. thread)
- 4151 Super Record track crankset w/o bottom  
bracket - to fit 1/2" x 1/8", 3 mm chain  
(Specs: Crank length—165 to 180 mm?  
Teeth size—44 to 70)



1036



1038



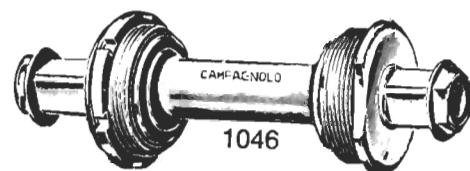
↖ 1051 ↗

1036 Pair of Record track hubs (front width 100 mm. - Rear width 110 mm.)

1038 Pair of Record track pedals (spindle thread  $\varnothing$  9/16"  $\times$  20 F.)

1040 Record track head set (thread  $\varnothing$  25,4  $\times$  24 F.)






1046



2100



1053



1040



2102



1044



1044 **Seat** pin for saddles with normal springs (please specify diameter and length as shown on page 30 - If requested seat pin 1045 for wide spring saddles can be supplied)

1046 **Record** bottom bracket set (for 65 mm. bracket and with 104 mm. spindle - see page 39)

1053 **Track** fork ends set

1051 **Track** chainwheel set (chainring for chain 1" x 3/16" - Available also for chains 1" x 1/8" or 1/2" x 1/8"). - Please specify number of chainring teeth and cranks length - see page 21)

2100 **Special** ballraces for bottom bracket set

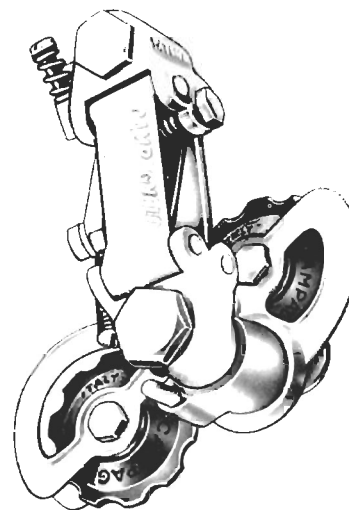
2102 **Special** ballraces for head set




3320



1040/A



3500



3331

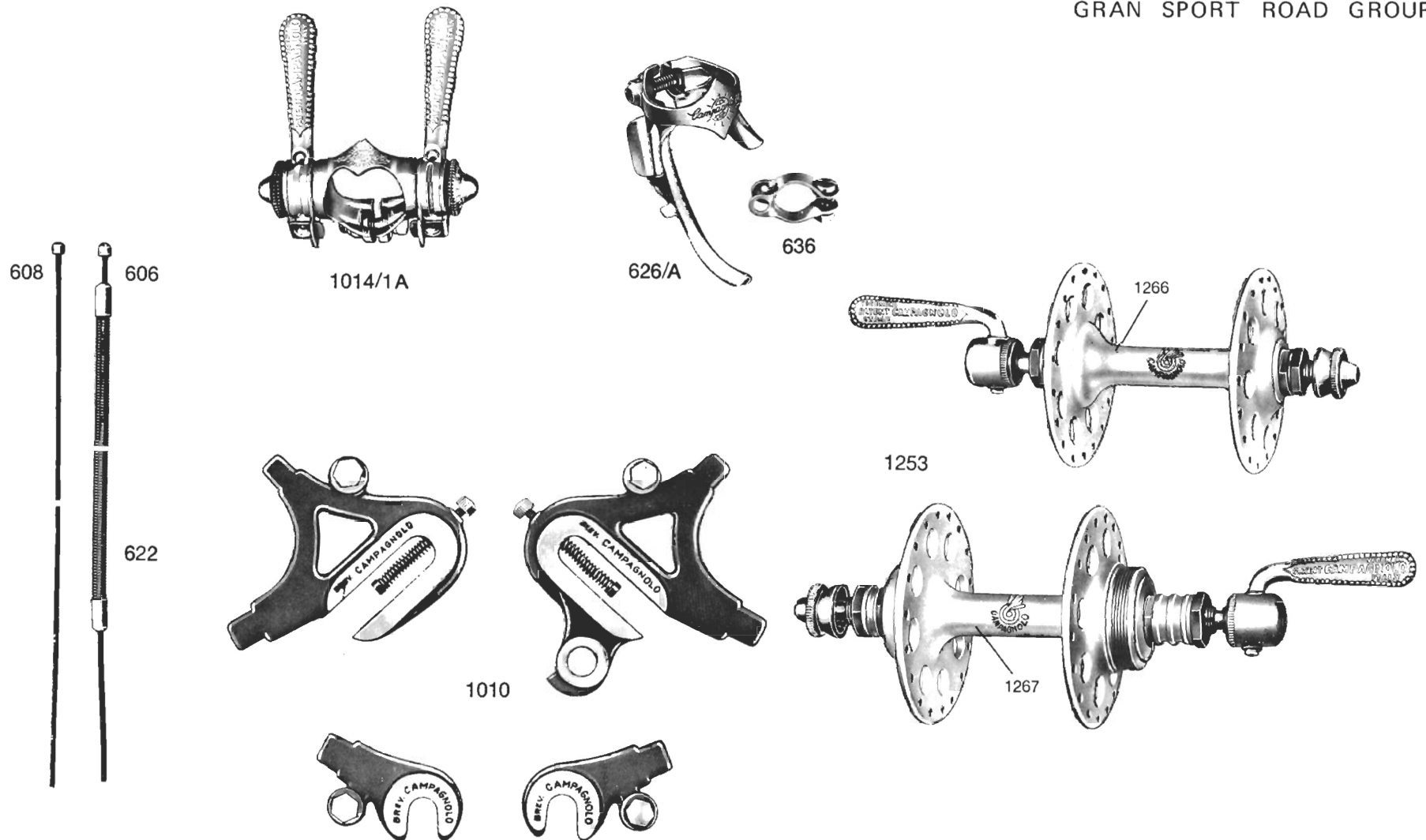


2050



606 Rear derailleur cable (118 cm)  
608 Front derailleur cable (72 cm) (New Cable is 2 cm longer)

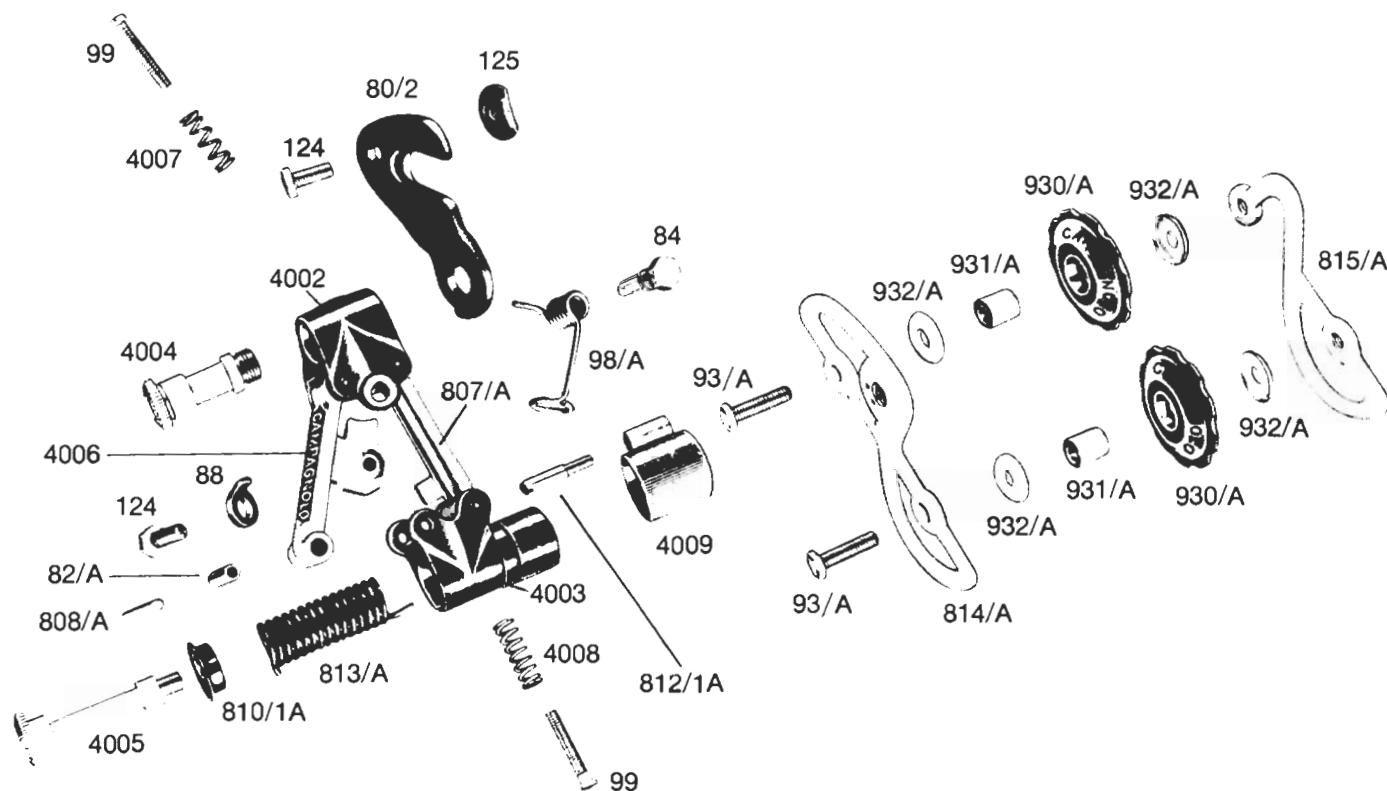
622 Rear derailleur stainless steel cable casing (21 cm)  
626/A Dual derailleur cable guide  
636 Cable stop C/S



1010 Road fork ends - set of 4 (R, NGS)  
 1014/1A Dual control (V, NGS)  
 1040/A Sport road headset  
 1253 Pair large-flange road hubs (NT)

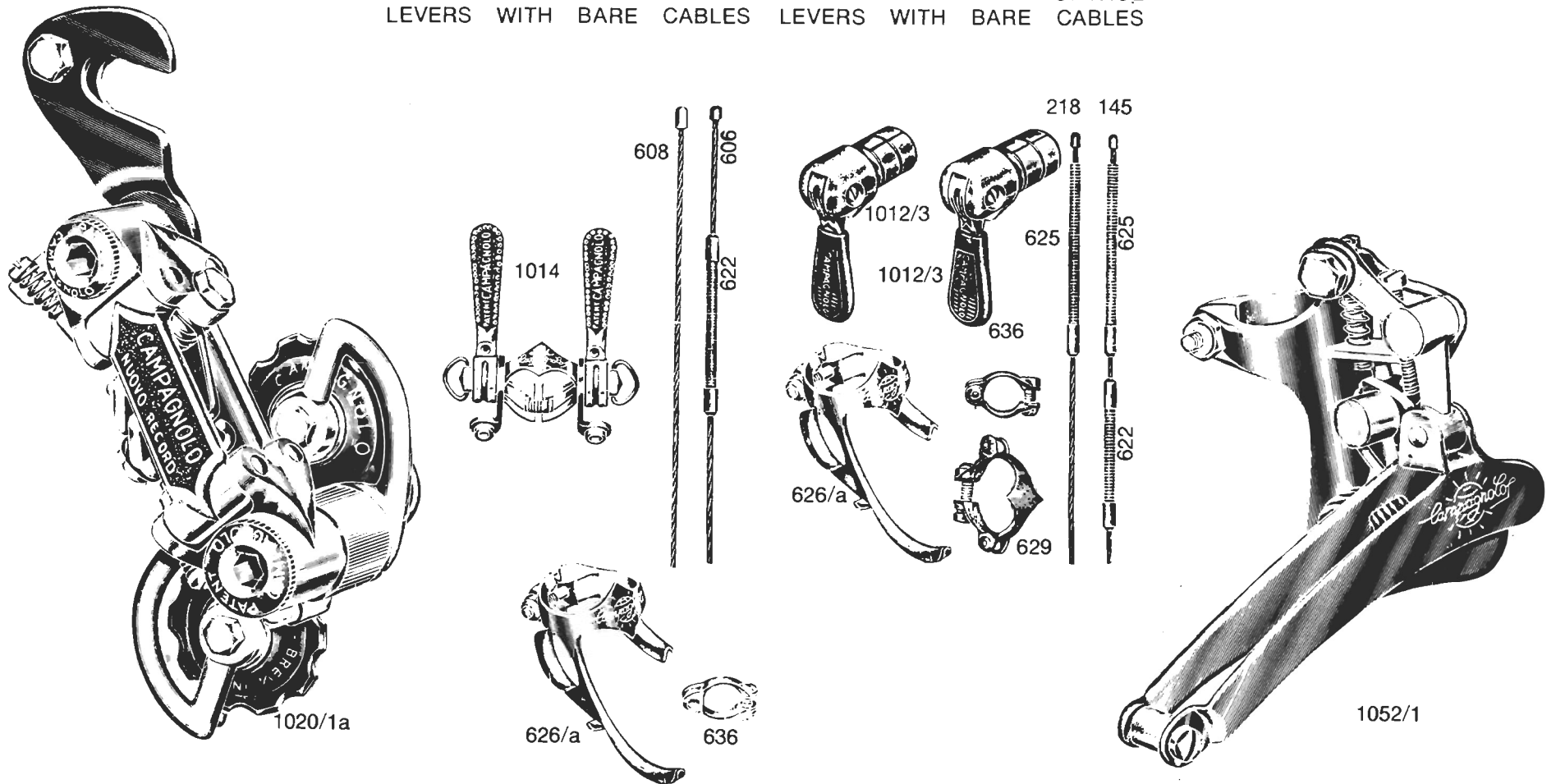
2050 Valentino front derailleur  
 3320 Sport road crankset w/o bottom bracket (Record BB will fit)  
 3331 Sport bottom bracket set (Specs on page 39)  
 3500 Nuovo Gran Sport rear derailleur w/o hanger





- |  |  |   |
|--|--|---|
| 80/2 Rear derailleur hanger (SR, NR, NGS)              | 807/A Inner rear derailleur arm (SR, NR, RL)           | 932/A Roller bushing cover (NR)                     |
| 82/A Derailleur arm pivot pin sleeve (SR, NR, RL, NGS) | 808/A Rear derailleur arm pivot pin (SR, NR, RL, NGS)  | 4002 Rear derailleur upper body (SR)                |
| 84 Return spring fixing bolt (OSR) S/B (SR, NR, NGS)   | 810/A Rear derailleur tension spring cage (NR, RL)     | 4003 Rear derailleur tension spring cover (SR)      |
| 88 Cable clamp washer for 89                           | 812/A Spring cage cover (NR, RL)                       | 4004 Rear derailleur upper body pivot bolt (SR)     |
| 93/A Roller axle bolt (SR, NR)                         | 813/A Rear derailleur tension spring (SR, NR, RL, NGS) | 4005 Rear derailleur tension spring bolt (SR)       |
| 98/A Derailleur return spring (SR, NR, RL)             | 814/A Outer cage plate (SR, NR)                        | 4006 Rear derailleur outer arm (SR)                 |
| 99 Derailleur adjusting screw (SR, NR, RL, NGS)        | 815/A Inner cage plate (SR, NR)                        | 4007 Rear derailleur outer adjustment spring (SR)   |
| 124 Bolt   | 930/A Derailleur roller (NR)                           | 4008 Rear derailleur lower adjustment spring (SR)   |
| 125 Rear derailleur hanger nut (SR, NR, RL)            | 931/A Roller bushing (NR)                              | 4009 Rear derailleur tension spring cage cover (SR) |

TWIN DOWN TUBE CONTROL LEVERS WITH BARE CABLES    TWIN HANDLEBAR CONTROL LEVERS WITH BARE CABLES



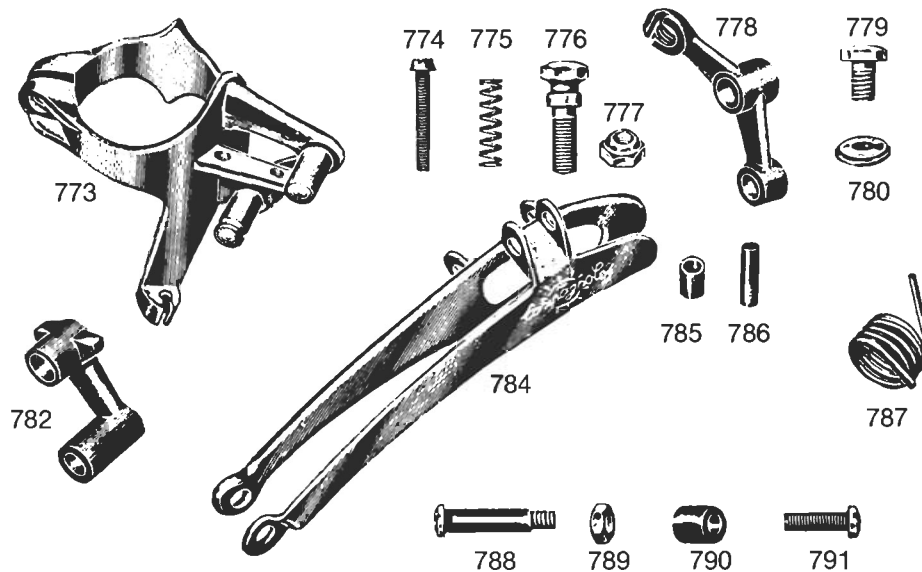
- 145 **Handlebar** control gear cable  
 218 **Handlebar** control front changer cable  
 606 **Down tube** control gear cable (118 cm.)  
 608 **Down tube** control front changer cable (70 cm.)

- 622 **Rear** handlebar control outer cable (21 cm.)  
 625 **Front** handlebar control outer cable (75 cm.)  
 626/a **Twin** control cable guide  
 629 **Twin** handlebar control clip  
 636 **Chainstay** clip

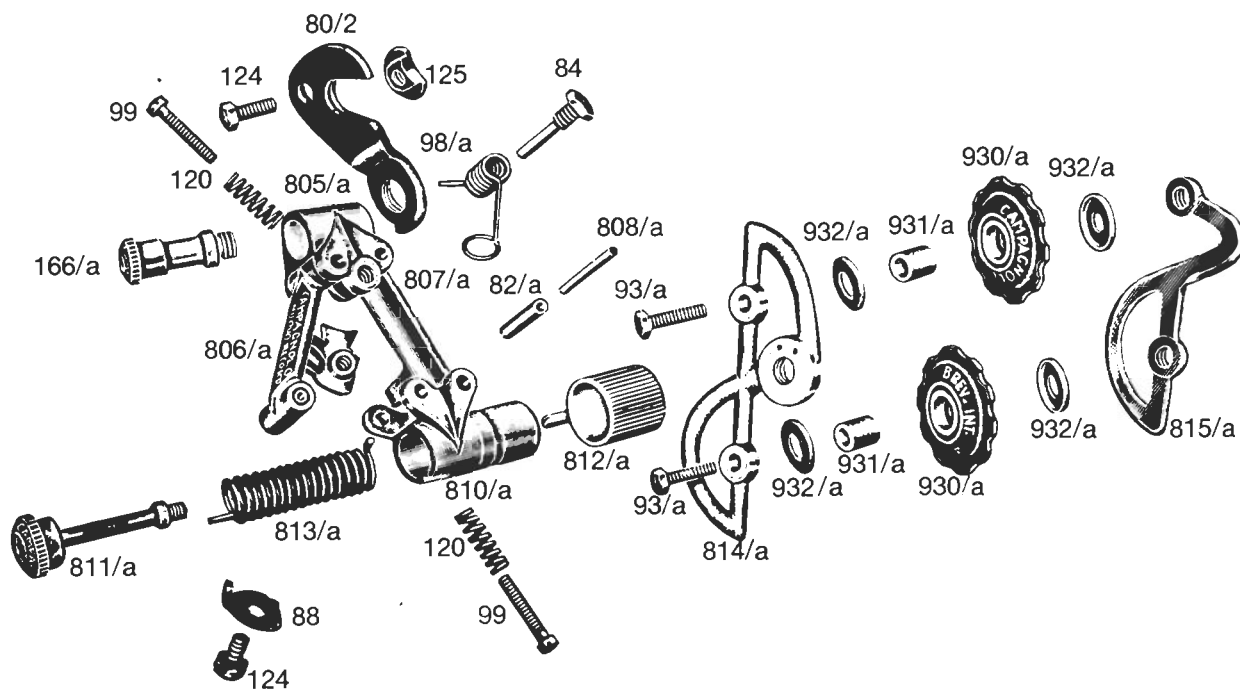
- 1012/3 **Handlebar** control  
 1014 **Twin** control lever  
 1020/1a **Nuovo Record** gear with hanger  
 1052/1 **Record** front changer

## NUOVO RECORD FRONT DERAILLEUR SPARE PARTS

- 773 **Record** front changer body
- 774 **Adjusting** bolt
- 775 **Adjusting** bolt spring
- 776 **Clip** fixing screw
- 777 **Clip** nut
- 778 **Upper** arm
- 779 **Cable** clamp bolt
- 780 **Washer** for bolt 779
- 782 **Lower** arm
- 784 **Front** changer cage
- 785 **Ferrule** for front changer cage
- 786 **Spindle** for front changer cage
- 787 **Front** changer return spring
- 788 **Cage** shank bolt
- 789 **Cage** nut
- 790 **Roller**
- 791 **Cable** bolt

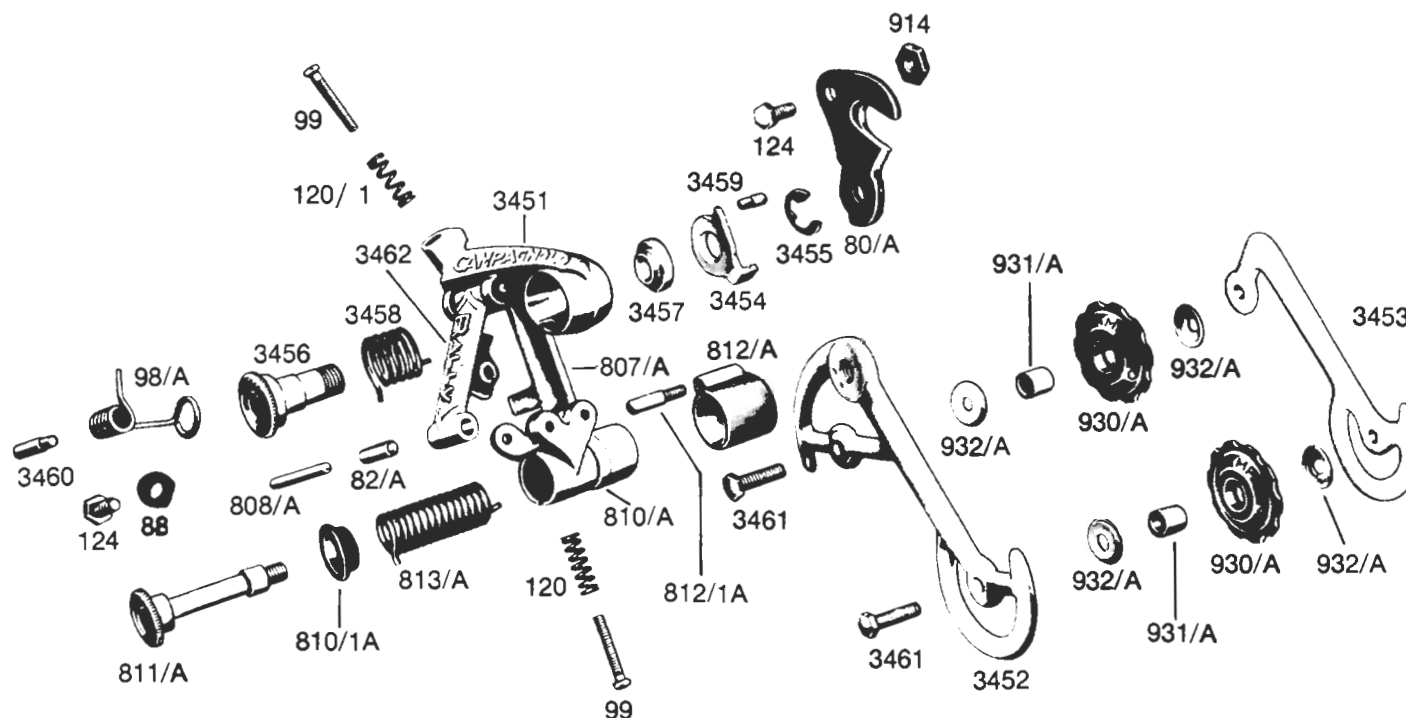


## NUOVO RECORD REAR DERAILLEUR SPARE PARTS



- |       |                             |       |                          |
|-------|-----------------------------|-------|--------------------------|
| 80/2  | <b>Gear</b> fixing plate    | 806/a | <b>Front</b> arm         |
| 82/a  | <b>Body</b> ferrule         | 807/a | <b>Inner</b> arm         |
| 84    | <b>Spring</b> screw         | 808/a | <b>Spindle</b>           |
| 88    | <b>Clamp</b> wascher        | 810/a | <b>Spring</b> cage       |
| 93    | <b>Sprocket</b> bolt        | 811/a | <b>Gear</b> spring bolt  |
| 98/a  | <b>Gear</b> return spring   | 812/a | <b>Spring</b> cage cover |
| 99    | <b>Gear</b> adjusting screw | 813/a | <b>Tension</b> spring    |
| 120   | <b>Safety</b> spring        | 814/a | <b>Outer</b> cage plate  |
| 124   | <b>Fixing</b> screw         | 815/a | <b>Inner</b> cage plate  |
| 125   | <b>Clamp</b> nut            | 930/a | <b>Roller</b>            |
| 166/a | <b>Upper</b> pivot bolt     | 931/a | <b>Roller</b> bush       |
| 805/a | <b>Rear</b> body            | 932/a | <b>Roller</b> dust cover |





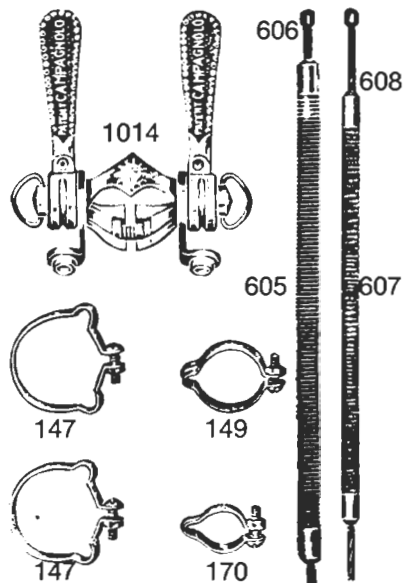
80/A Rear derailleur hanger (RL, VO, V)  
82/A Derailleur arm pivot pin sleeve (SR, NR, RL, NGS)  
88 Cable clamp washer for 89  
98/A Derailleur return spring (SR, NR, RL)  
120 Lower tension spring for 99 (NR, RL, NGS)  
120/1 Upper tension spring for 99 (NR, RL, NGS)  
124 Bolt  
807/A Inner rear derailleur arm (SR, NR, RL)  
808/A Rear derailleur arm pivot pin (SR, NR, RL, NGS)  
810/A Rear derailleur tension spring cage (NR, RL)

810/1A Rear derailleur tension spring cage face plate (SR, NR, RL, NGS)  
811/A Tension spring bolt (NR, RL)  
812/A Spring cage cover (NR, RL)  
812/1A Spring cage cover stop pin (SR, NR, RL, NGS)  
813/A Rear derailleur tension spring (SR, NR, RL, NGS)  
914 Nut for hanger bolt 124 (RL)  
930/A Derailleur roller (NR)  
931/A Roller bushing  
932/A Roller bushing cover (All)  
3451 Rear derailleur upper body (RL)

3452 Rear derailleur outer cage plate (RL)  
3453 Rear derailleur inner cage plate (RL)  
3454 Rear derailleur hanger stop plate (RL)  
3455 Rear derailleur hanger bolt C clip (RL)  
3456 Rear derailleur upper pivot bolt (RL)  
3457 Rear derailleur upper spring cage plate (RL)  
3458 Rear derailleur upper tension spring (RL)  
3459 Rear derailleur hanger stop plate pin (RL)  
3460 Rear derailleur return spring pin (RL)  
3461 Rear derailleur roller axle bolt (RL)  
3462 Rear derailleur outer arm (RL)

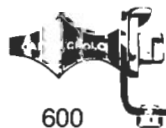
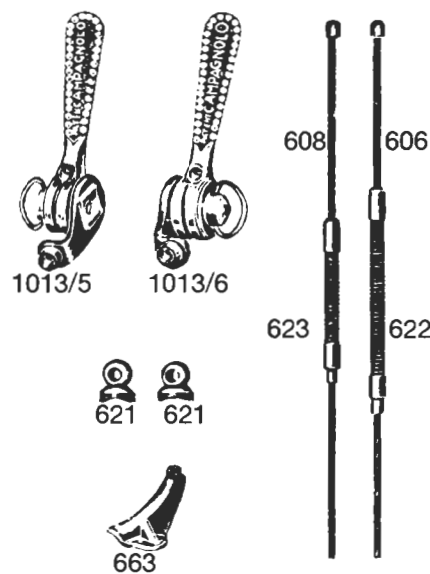
# CAMPAGNOLO RECORD CONTROLS, CABLES AND CLIPS

## TWIN CONTROL LEVER WITH COVERED CABLES



602

## BRAZE-ON CONTROL SYSTEMS AND BARE CABLES



600



604



604/1



609

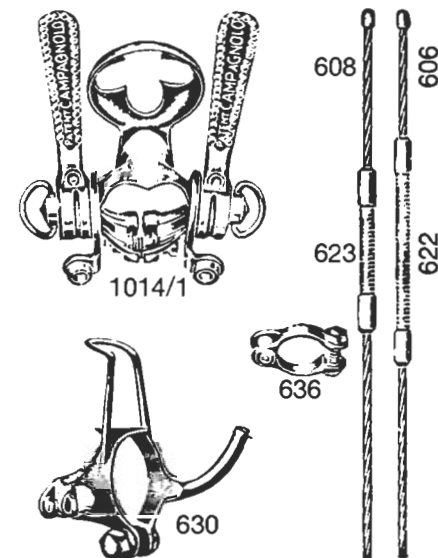


612



174

## TWIN CONTROL SYSTEM WITH PUMP HOLDER AND BARE CABLES



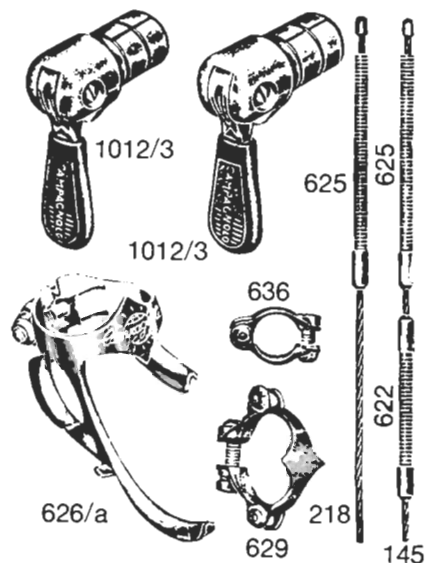
- 137 Segment expanding screw
- 138 Segment
- 139/1 Counter-nut
- 139/2 Hexagonal screw
- 140/1 Tension adjusting screw
- 142 Spring segment holder
- 145 Rear derailleur cable to handlebar control (197 cm.)
- 147 Outer casing clip

- 149 Outer cable clip
- 170 Outer cable clip
- 173 Rubber covers for shifters
- 174 Friction plate
- 174/1 Friction plate
- 200/2 Handlebar control body
- 201 Handlebar lever
- 218 Handlebar control front changer cable (150 cm.)

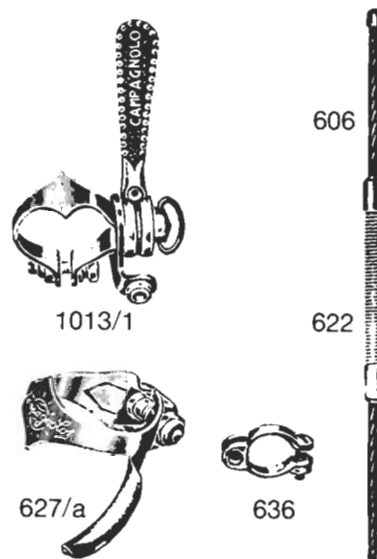
- 600 Right hand lever collar
- 600/2 Control lever plate
- 602 Left hand control lever only
- 604 Friction adjusting screw
- 604/1 Friction adjusting wing nut (as alternative to 604)
- 605 Gear outer casing (105 cm.)

# CAMPAGNOLO RECORD CONTROLS, CABLES AND CLIPS

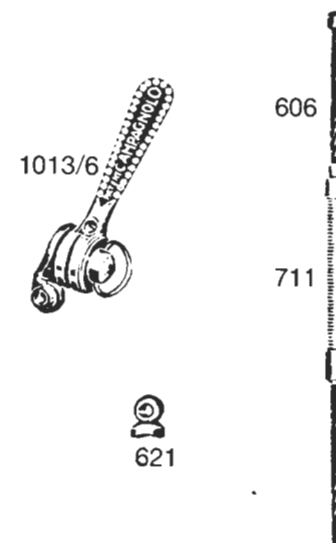
## HANDLEBAR CONTROL WITH BARE CABLES



## DOWN TUBE CONTROL WITH BARE CABLE



## BRAZE-ON CONTROL WITH BARE CABLE

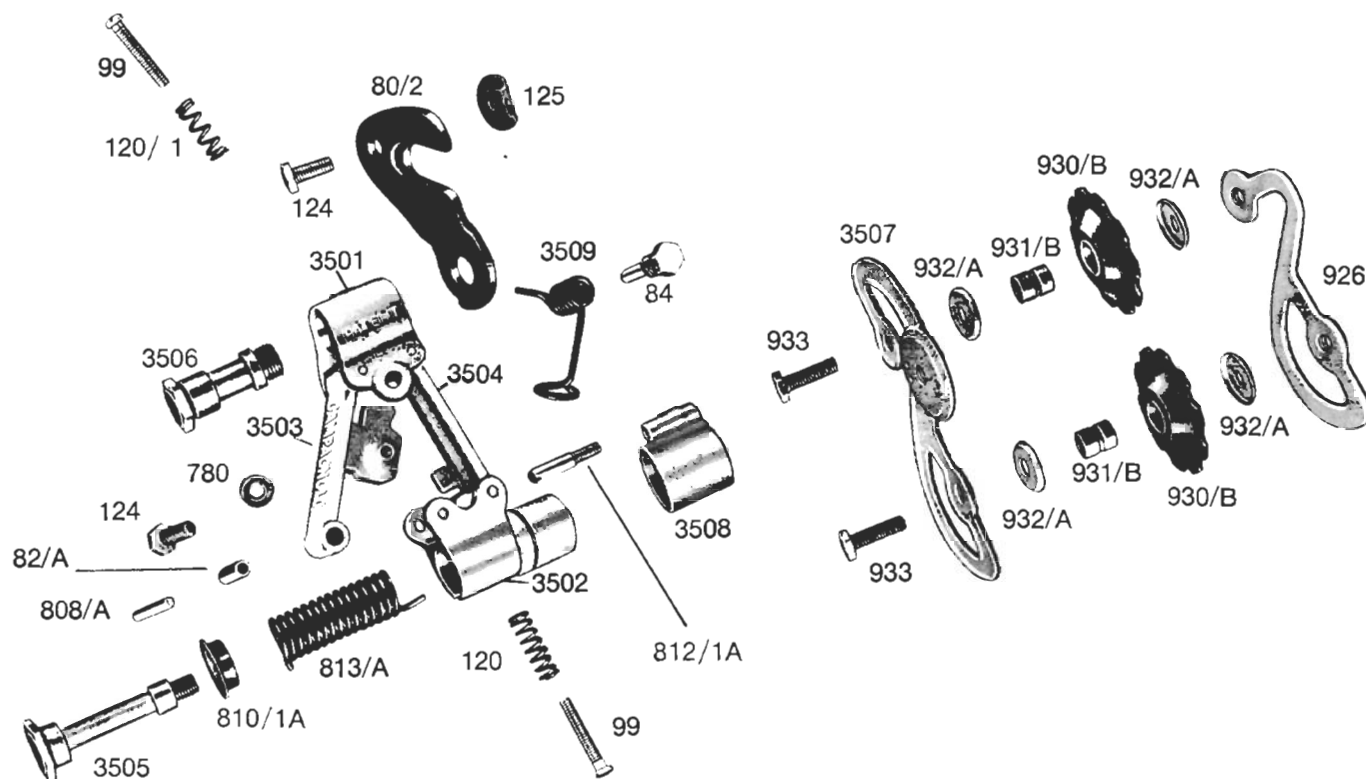


- 606 Gear cable to frame control (118 cm.)
- 607 Down tube front outer casing (59 cm.)
- 608 Front changer cable to frame control (70 cm.)
- 609 Clip bolt and nut
- 612 Cable stop
- 621 Braze-on cable stop
- 622 Rear derailleur steel outer casing
- 623 Front changer steel outer casing

- 625 Steel outer casing to down tube handlebar control (75 cm.)
- 626/a Double stop clips for down tube controls
- 626/b Braze-on cable ferrule
- 627/a Down tube tunnel R/H for gear
- 629 Double stop cable clip for handlebar control
- 630 Pump holder, No. 630
- 636 Stop clip on chainstay for rear derailleur
- 660 Braze-on boss

- 661 Brazed boss collar
- 711 Gear vipla cable (23 cm.)
- 1012/3 Handlebar controls
- 1013/1 Right hand down tube control
- 1013/6 Gear braze-on control
- 1014 Twin down tube control lever
- 1014/1 Twin down tube control lever with pump clip

# 3500/1 CAMPAGNOLO NUOVO GRAN SPORT REAR DERAILLEUR WITH HANGER



- 80/2 Rear derailleur hanger (SR, NR, NGS)
- 82/A Derailleur arm pivot pin sleeve (SR, NR, RL, NGS)
- 84 Return spring fixing bolt (OSR) S/B (SR, NR, NGS)
- 99 Derailleur adjusting screw (SR, NR, RL, NGS)
- 120 Lower tension spring for 99 (NR, RL, NGS)
- 120/1 Upper tension spring for 99 (NR, RL, NGS)
- 124 Bolt
- 125 Rear derailleur hanger nut (SR, NR, NGS)


- 780 Cable clamp washer
- 808/A Rear derailleur arm pivot pin (SR, NR, RL, NGS)
- 810/1A Rear derailleur tension spring case (NR, RL)
- 812/1A Spring cage cover (NR, RL)
- 813/A Tension spring (OSR)
- 926 Inner cage plate (NGS, VO)
- 930/B Derailleur roller (NGS, VO)
- 931/B Roller bushing (NGS, VO)
- 932/B Roller bushing cover (All)
- 933 Roller axle bolt (NGS, VO)

- 3501 Rear derailleur upper body (NGS)
- 3502 Rear derailleur lower body (NGS)
- 3503 Rear derailleur outer arm (NGS)
- 3504 Rear derailleur inner arm (NGS)
- 3505 Rear derailleur tension spring bolt (NGS)
- 3506 Rear derailleur upper body pivot bolt (NGS)
- 3507 Rear derailleur outer cage plate (NGS)
- 3508 Rear derailleur spring cage cover (NGS)
- 3509 Rear derailleur return spring (NGS)

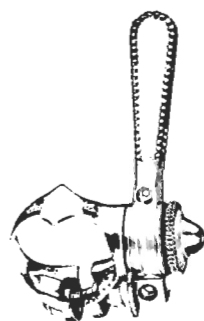


- RIGHT HAND DOWN TUBE CONTROL WITH COVERED CABLE

- TWIN CONTROL LEVER ONLY WITH CABLES



2250

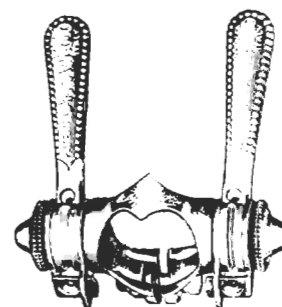


1013/1a



606

605

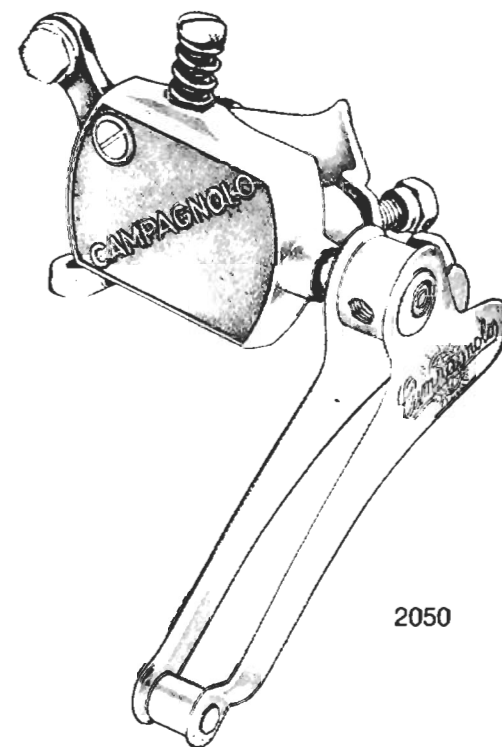


1014/1a

608



606



2050

- 605 Gear outer casing (105 cm)
- 606 Gear cable to frame control (118 cm)
- 608 Front changer cable to frame control (70 cm)

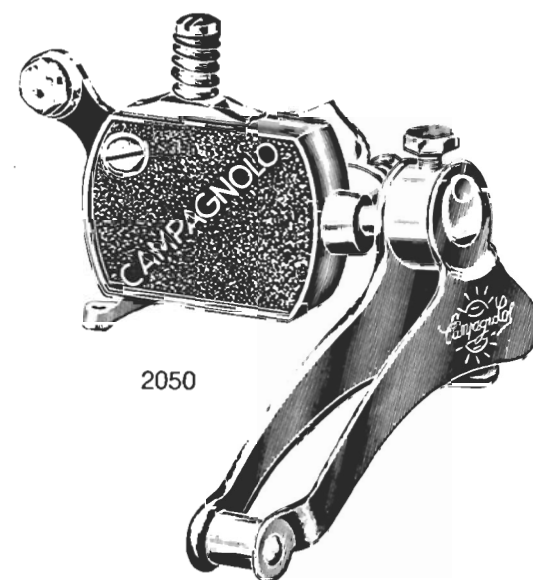
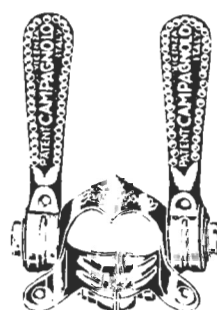
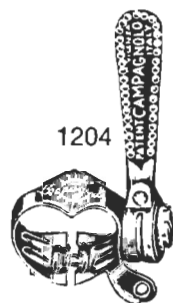
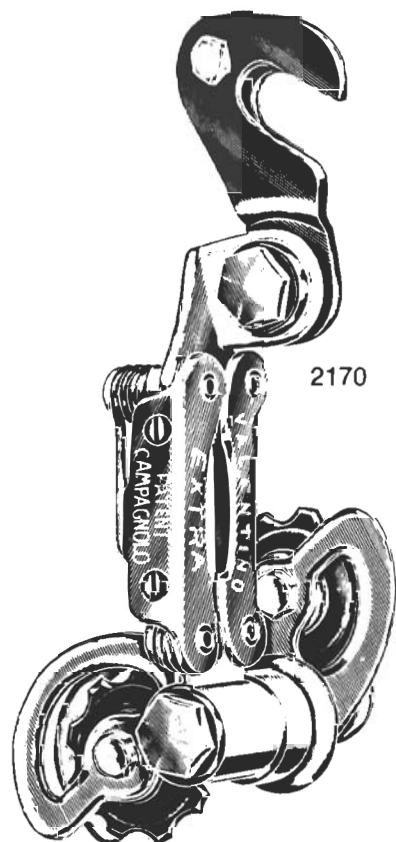
- 1013/1a Velox right hand down tube control lever
- 1014/1a Velox twin control lever

- 2050 Valentino front changer
- 2250 Velox gear complete with hanger

# CAMPAGNOLO VALENTINO FRONT AND REAR DERAILLEURS

- RIGHT HAND DOWN TUBE CONTROL WITH COVERED CABLE

- TWIN CONTROL LEVER ONLY WITH CABLES



605 **Gear** outer casing (105 cm.)

606 **Gear** cable to frame control (118 cm.)

608 **Front** changer cable to frame control (70 cm.)

1204 **Valentino** right hand down tube control lever

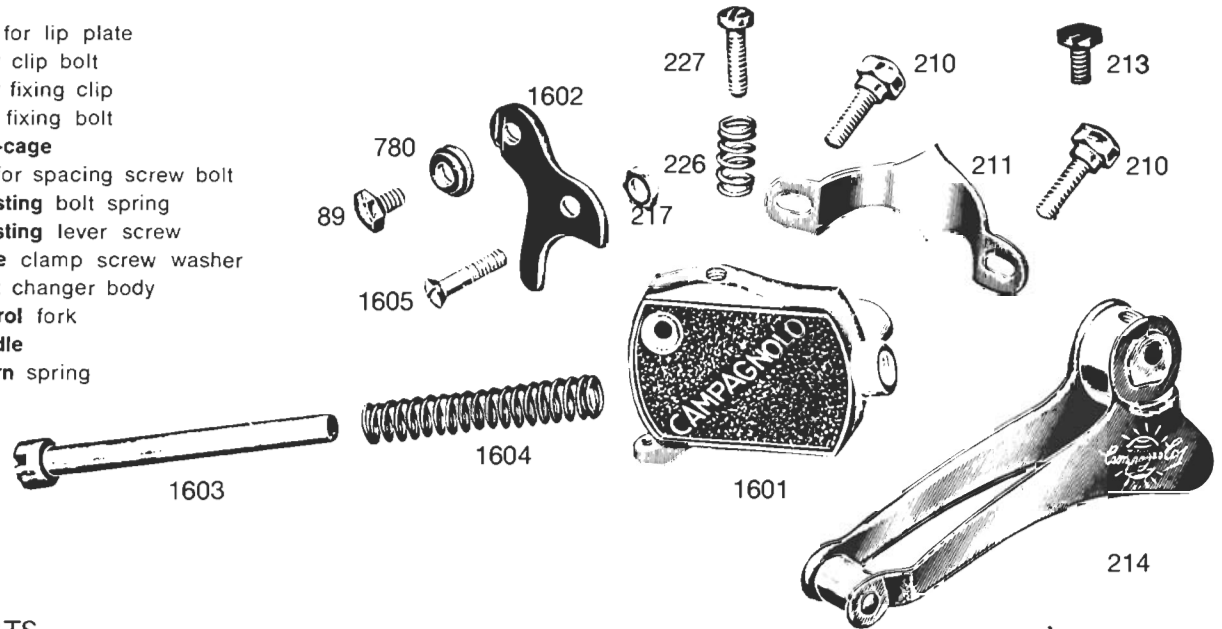
1206 **Valentino** twin control lever

2050 **Valentino** front changer

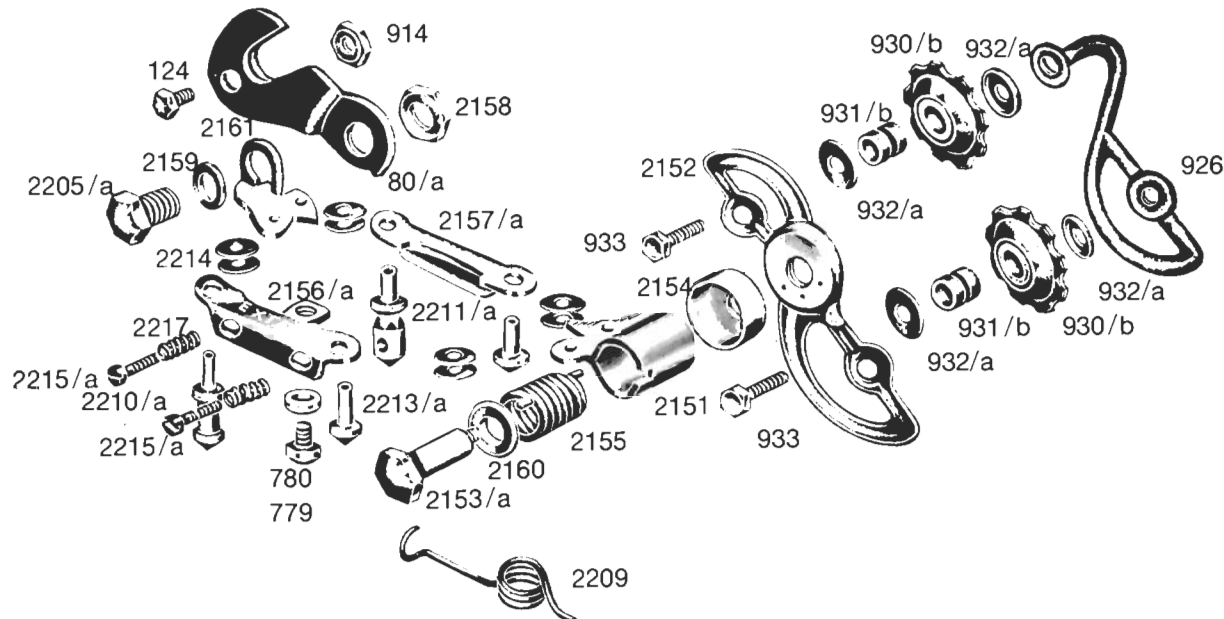
2170 **Valentino Extra** gear complete with hanger

## VALENTINO FRONT DERAILLEUR SPARE PARTS

- 89 Bolt for lip plate
- 210 Body clip bolt
- 211 Body fixing clip
- 213 Fork fixing bolt
- 214 Fork-cage
- 217 Nut for spacing screw bolt
- 226 Adjusting bolt spring
- 227 Adjusting lever screw
- 780 Cable clamp screw washer
- 1601 Front changer body
- 1602 Control fork
- 1603 Spindle
- 1604 Return spring
- 1605 Bolt



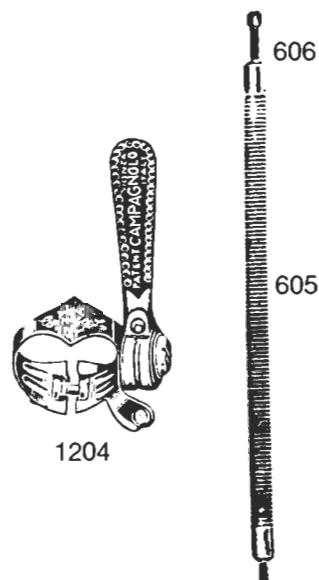
## VALENTINO REAR DERAILLEUR SPARE PARTS



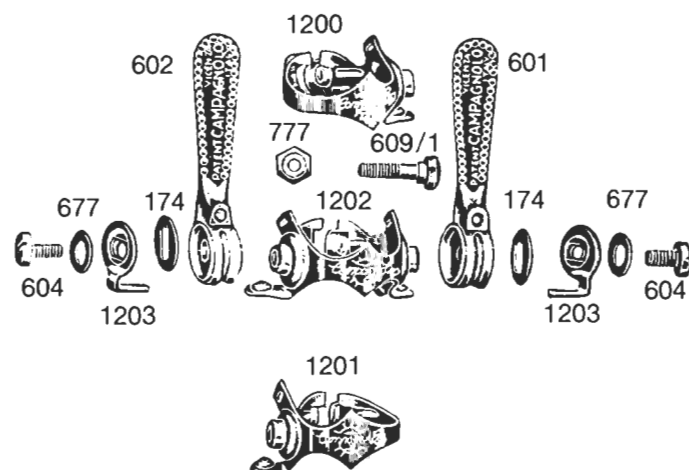
- 80/a Gear fixing plate
- 124 Fixing screw
- 779 Cable clamp screw
- 780 Cable clamp screw washer
- 914 Nut for fixing plate bolt
- 926 Inner cage plate
- 930/b Rollers
- 931/b Roller bushes
- 932/a Roller dust cover
- 933 Roller bolt
- 2151 Spring cage
- 2152 Outer cage plate
- 2153/a Spring cage bolt
- 2154 Cover
- 2155 Gear tension spring
- 2156/a Outer arm
- 2157/a Inner arm
- 2158 Gear counter fixing nut
- 2159 Gear hanger bolt
- 2160 Spring cage cover
- 2161 Rear body
- 2205/a Fixing pivot bolt
- 2209 Gear return spring
- 2210/a Return spring spindle
- 2211/a Spindle
- 2213/a Arm rivets
- 2214 Spring washer
- 2215/a Adjusting bolt
- 2217 Adjusting screw spring

# CAMPAGNOLO VALENTINO CONTROLS

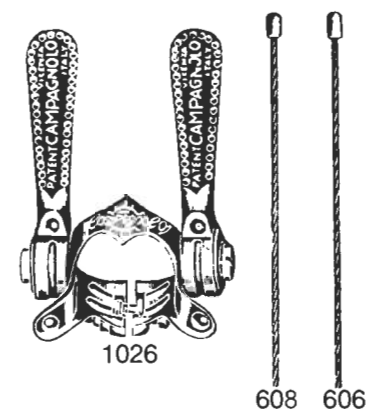
RIGHT HAND DOWN TUBE CONTROL WITH COVERED CABLES



VALENTINO CONTROL SPARE PARTS



TWIN CONTROL LEVER ONLY WITH CABLES



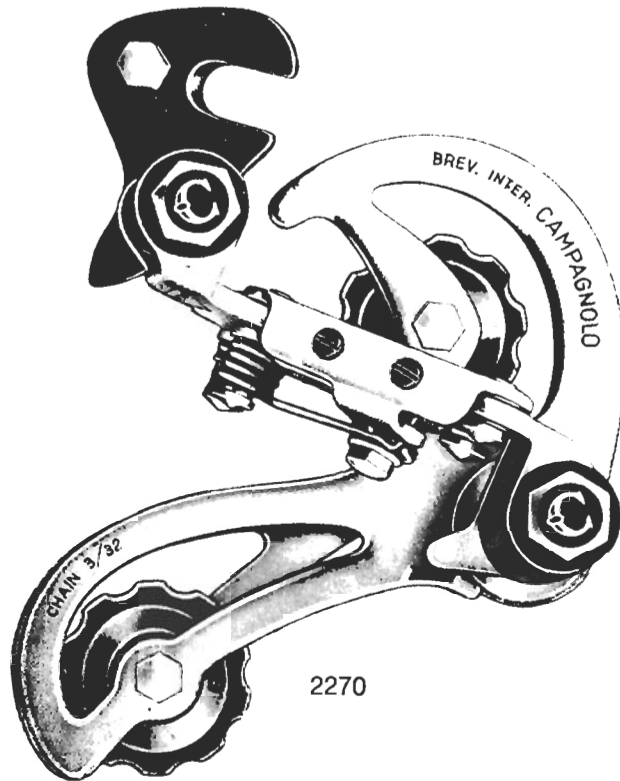
- 174 Friction plate
- 601 Right hand control lever only
- 602 Left hand control lever only
- 604 Friction adjusting screw
- 605 Gear outer casing (105 cm.)

- 606 Gear cable to frame control (118 cm.)
- 608 Front changer cable to frame control (70 cm.)
- 609 Clip bolt and nut
- 677 Washer
- 777 Clip fixing bolt nut
- 1200 Right hand pressed collar

- 1201 Down tube front changer control clip
- 1202 Down tube twin control clip
- 1203 Cover
- 1204 Valentino right hand down tube control lever
- 1206 Valentino twin control lever

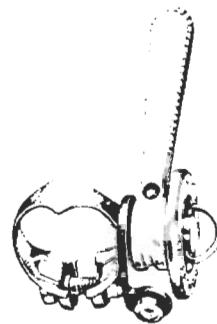


"ELEFANTE" CONTROL



2270

RIGHT HAND DOWN TUBE CONTROL  
WITH COVERED CABLE

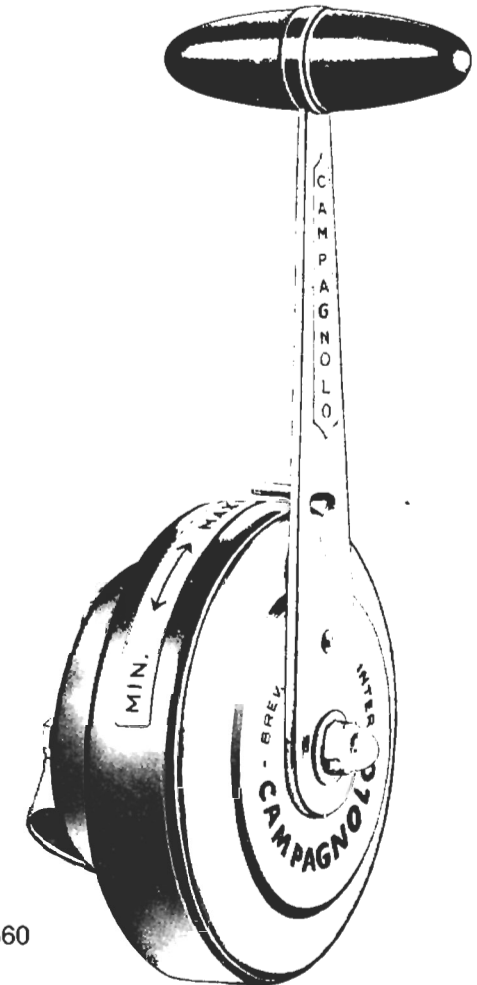


1013/1b



606

605



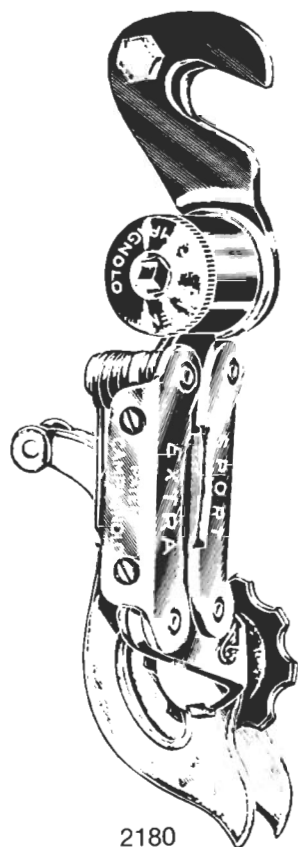
3360

- 605 Gear outer casing (105 cm)
- 606 Gear cable to frame control (118 cm)

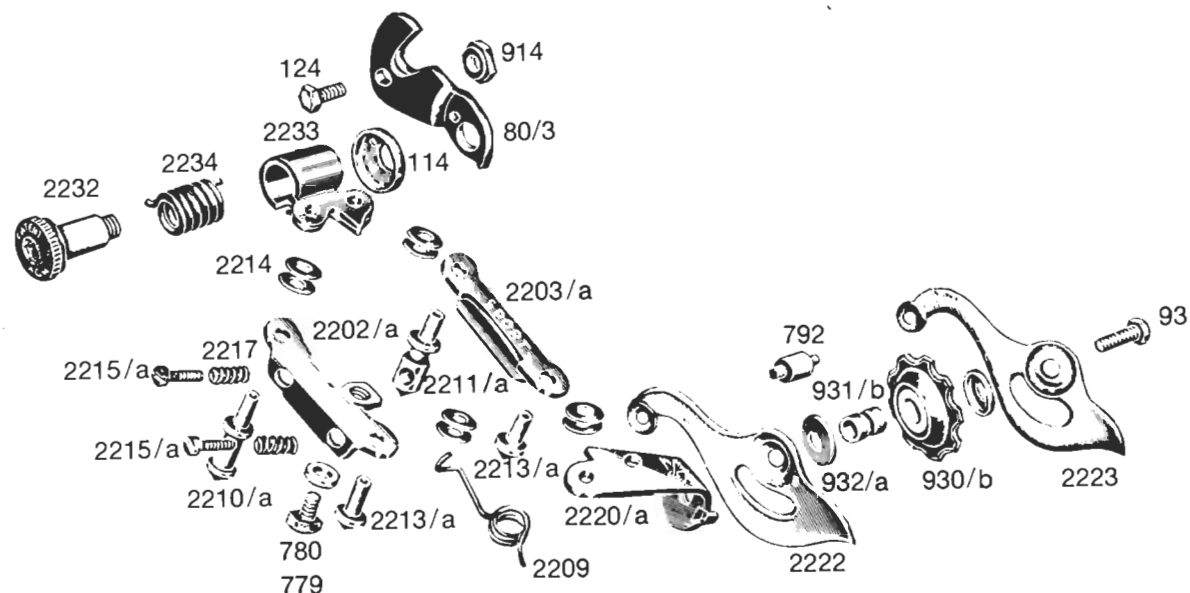
- 1013/1b Gran Turismo right hand down tube control lever

- 2270 Gran Turismo gear complete with hanger
- 3360 Elefante complete control set

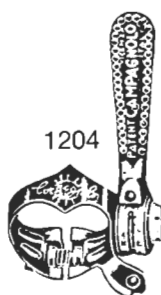
# CAMPAGNOLO SPORT EXTRA REAR DERAILLEUR



2180



## VALENTINO RIGHT HAND CONTROL



1204



606

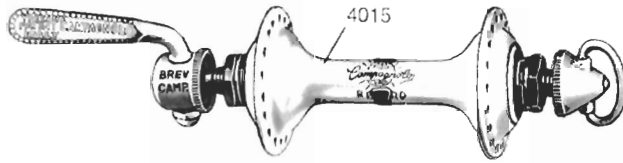
605

## SPORT EXTRA GEAR SPARE PARTS


- 605 Gear outer casing (105 cm.)
- 606 Gear cable to frame control (118 cm.)
- 1204 Valentino right hand down tube control lever
- 2180 Sport Extra gear complete with hanger

- |        |                          |        |                        |
|--------|--------------------------|--------|------------------------|
| 80/3   | Gear fixing plate        | 2209   | Gear return spring     |
| 93     | Roller axle bolt         | 2210/a | Return spring spindle  |
| 114    | Spring retaining cap     | 2211/a | Spindle                |
| 124    | Fixing screw             | 2213/a | Arm rivets             |
| 779    | Cable clamp screw        | 2214   | Spring washer          |
| 780    | Cable clamp screw washer | 2215/a | Adjusting bolt         |
| 792    | Cage plates connector    | 2217   | Adjusting screw spring |
| 914    | Fixing plate nut         | 2220/a | Roller cage            |
| 930/b  | Roller                   | 2222   | Outer cage plate       |
| 931/b  | Roller bush              | 2223   | Inner cage plate       |
| 932/a  | Roller dust cap          | 2232   | Spring cage bolt       |
| 2202/a | Outer arm                | 2233   | Spring cage            |
| 2203/a | Inner arm                | 2234   | Gear tension spring    |

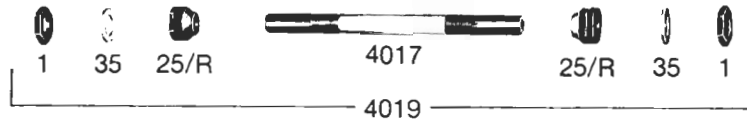
# CAMPAGNOLO SUPER RECORD LOW-FLANGE HUBS AND PARTS



4014



4016



4019



739

2104


737

741

737

2104

739



4020



740

2106

738

741

738

2106


740

- 1 Front axle lock nut (All)
- 25/R Front axle cone (R, P, and SS)
- 32/R Rear axle cone (R, P, and SS)
- 33 Rear road axle lock nut (R)
- 33/P Rear track axle lock nut (R)
- 35 Front axle tongued washer (All)
- 36 Rear axle tongued washer (All)
- 46 Rear road axle spacer (R and NT)


- 737 Front hub inserted race (All-SR, R)
- 738 Rear hub inserted race (All-SR, R)
- 739 Front hub dust cover (All-SR, R)
- 740 Rear hub dust cover (All-SR, R)
- 741 Hub oil hole cap (SS-Front and Rear)
- 743 Track sprocket lock ring (Specs: Threads—Eng., Fr., or Ital.)
- 2104 Bearing balls for front hubs (R, SR)
- 2106 Bearing balls for rear hubs and S.L. pedals



4104



4106



4111



739


2104

737

737

2104

739



4112



740

2106

738



738

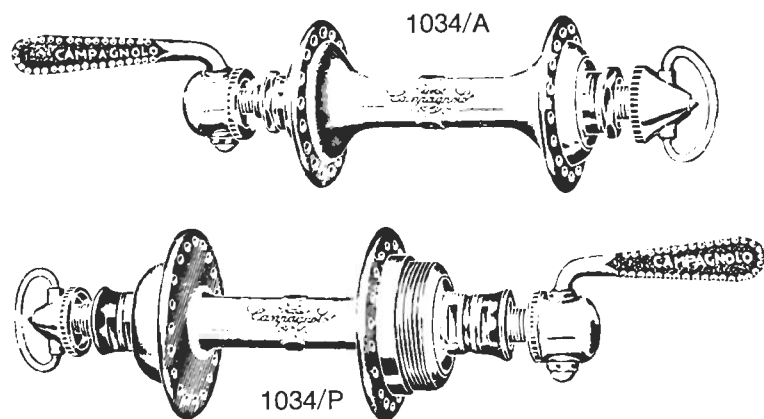
2106

740

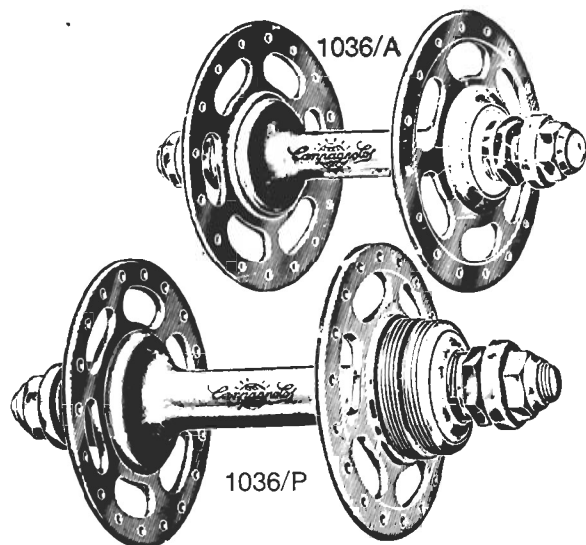
- 4017 Front road axle only (SR)
- 4018 Rear road axle only (SR)
- 4019 Front road axle complete (SR)
- 4020 Rear road axle complete (SR)
- 4107 Front track axle only (SR)
- 4108 Rear track axle only (SR)
- 4109 Front track axle nut (SR)
- 4110 Rear track axle nut (SR)
- 4111 Front track axle complete (SR)
- 4112 Rear track axle complete (SR)

## CAMPAGNOLO RECORD HUBS

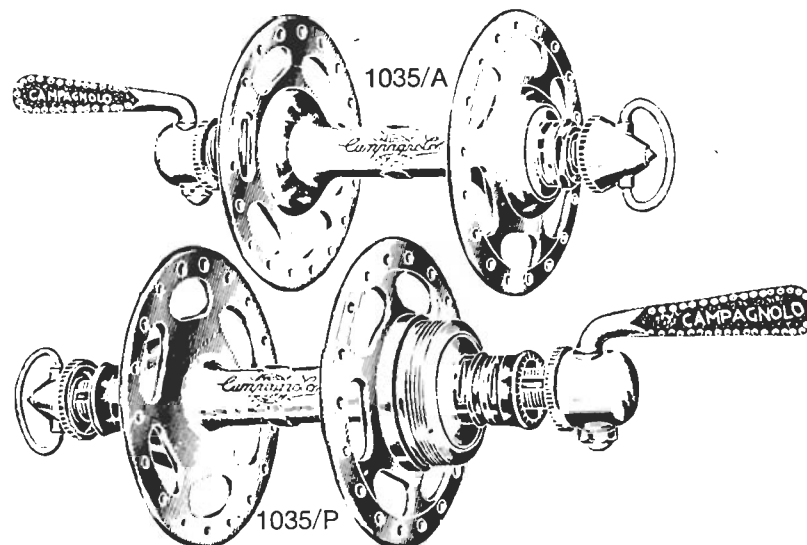
### 1034 **RECORD** SMALL FLANGE **CAMPAGNOLO** QUICK RELEASE ROAD HUBS



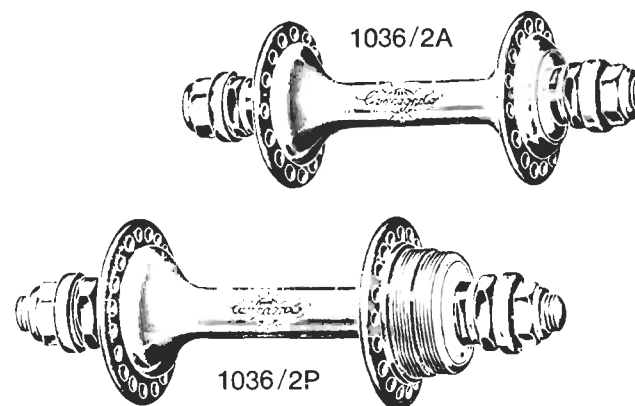
### 1036 **RECORD** LARGE FLANGE SOLID SPINDLE TRACK HUBS



### 1035 **RECORD** LARGE FLANGE **CAMPAGNOLO** QUICK RELEASE ROAD HUBS



### 1036/2 **RECORD** SMALL FLANGE SOLID SPINDLE TRACK HUBS



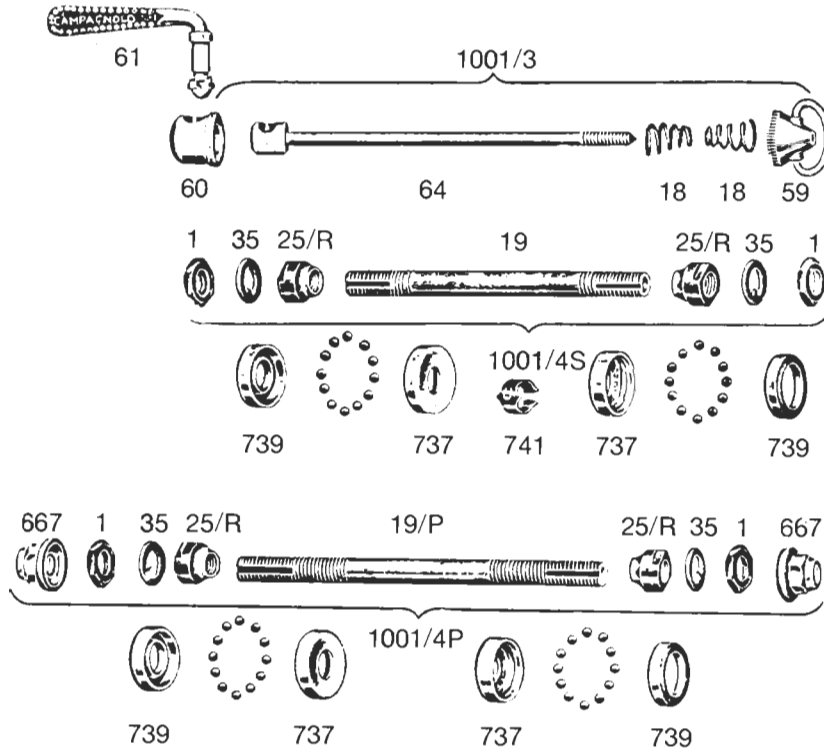
WHEN ORDERING PLEASE SPECIFY: { THEREAD ( $\varnothing 35 \times 24$  F. OR  $\varnothing 34,7 \times 1$  OR  $\varnothing 1.370 \times 24$  F.)  
NUMBER OF HOLES (24 - 28 - 32 - 36 - 40)

HUBS ORDERED WITHOUT SPECIFICATION WILL BE SUPPLIED  
WITH  $\varnothing 35 \times 24$  F. AND WITH 36 HOLES

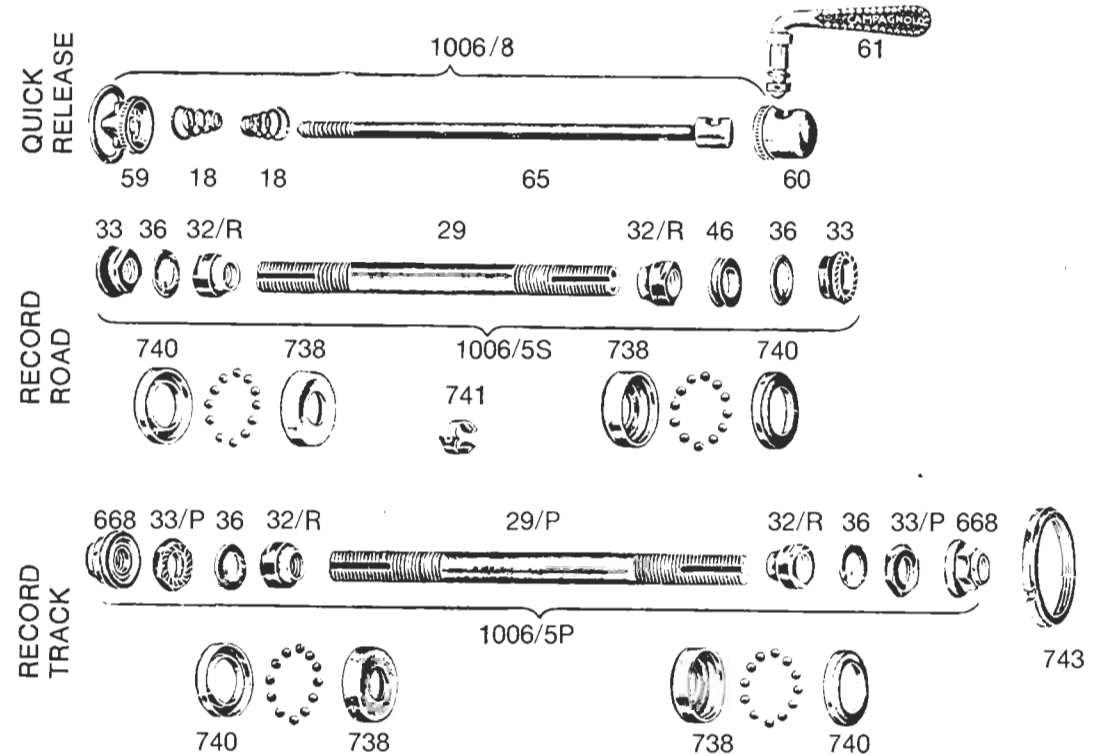
SIX-SPROCKETS HUBS ALSO AVAILABLE



FRONT



REAR

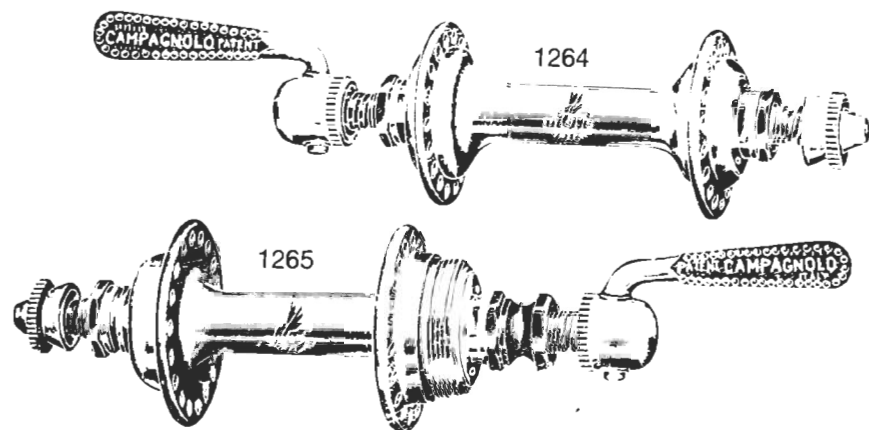


- 1 Front lock nut
- 18 Conical spring
- 19 Front road axle for Record road hubs
- 19/P Front track solid spindle axle
- 25/R Record front cone
- 29 Rear road axle for Record road hubs
- 29/P Rear track solid spindle
- 32/R Record rear cone
- 33 Rear lock nut for Record road hubs
- 33/P Rear lock nut for Record track hubs
- 35 Front spindle washer

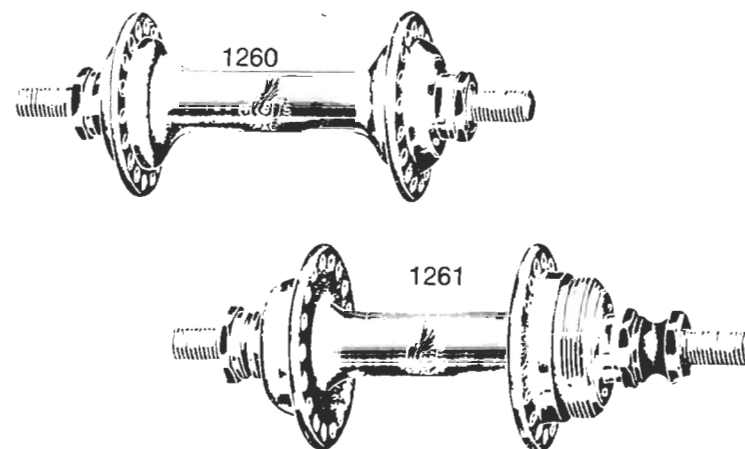
- 36 Rear spindle washer
- 46 Rear spacing collar
- 59 Quick release conical adjuster
- 60 Quick release lever housing
- 61 Complete quick release lever
- 64 Quick release front skewer
- 65 Quick release rear skewer
- 667 Track front nut
- 668 Track rear nut
- 737 Front Record ball cup
- 738 Rear Record ball cup

- 739 Front dust cover
- 740 Rear dust cover
- 741 Spring clip
- 743 Track lock ring
- 1001/3 Front quick release skewer complete
- 1001/4P Front track axle complete
- 1001/4S Front road axle complete
- 1006/5P Rear track axle complete
- 1006/5S Rear road axle complete
- 1006/8 Rear quick release skewer complete

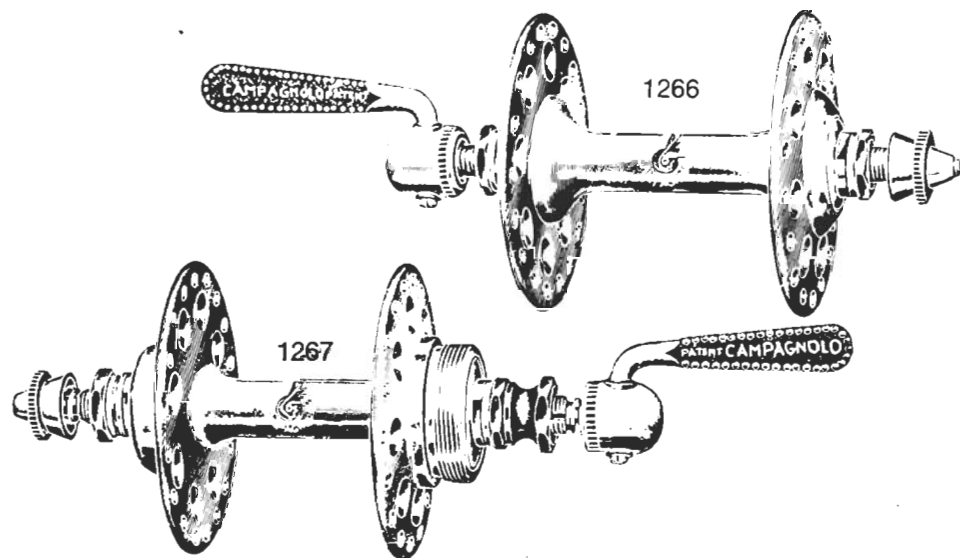
1251 **NUOVO TIPO SMALL FLANGE CAMPAGNOLO**  
QUICK RELEASE HUBS



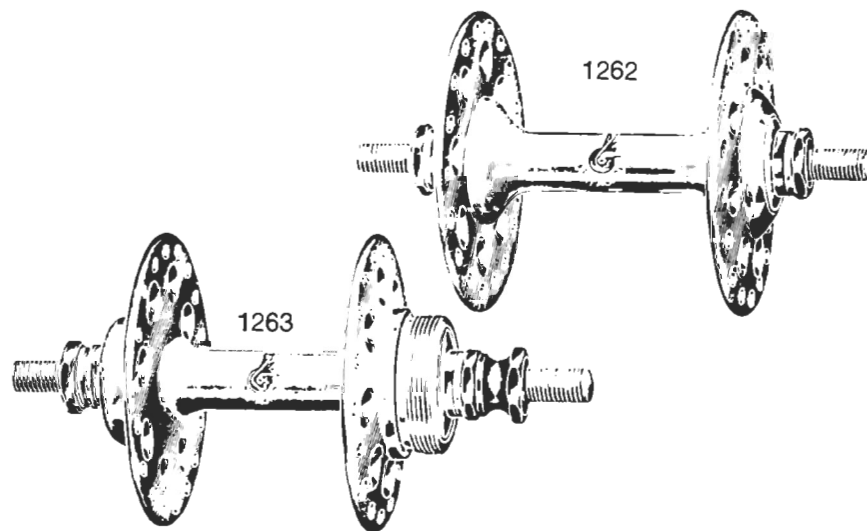
1250 **NUOVO TIPO SMALL FLANGE CAMPAGNOLO**  
SOLID SPINDLE HUBS



1253 **NUOVO TIPO LARGE FLANGE CAMPAGNOLO**  
QUICK RELEASE HUBS

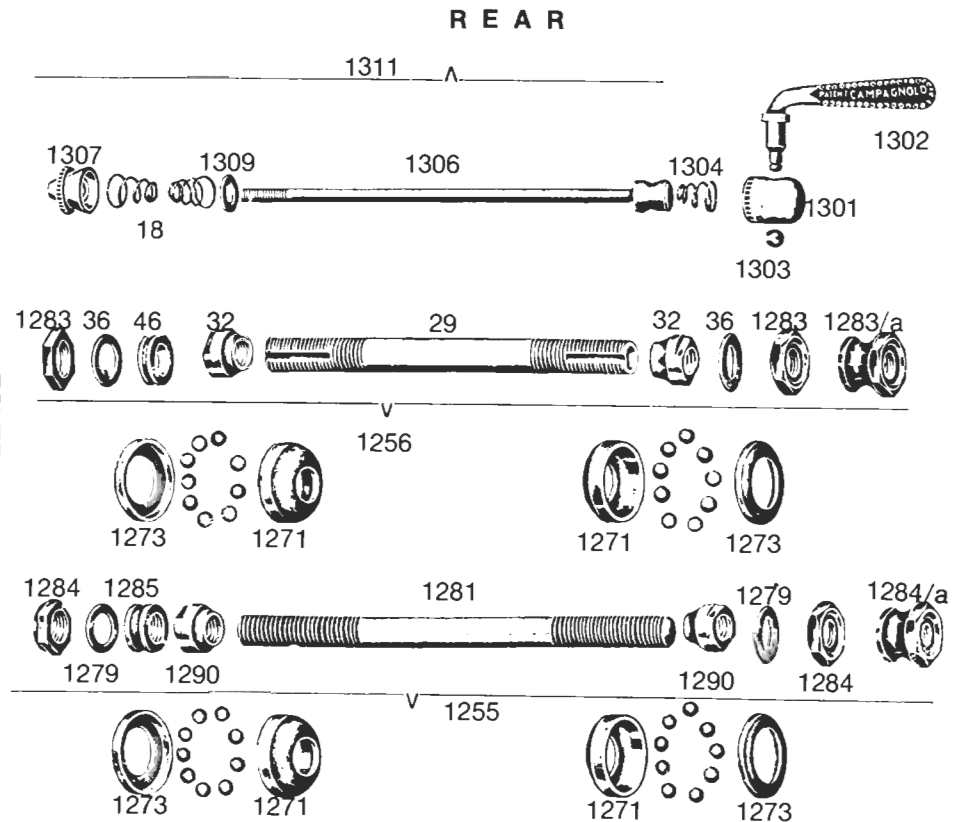
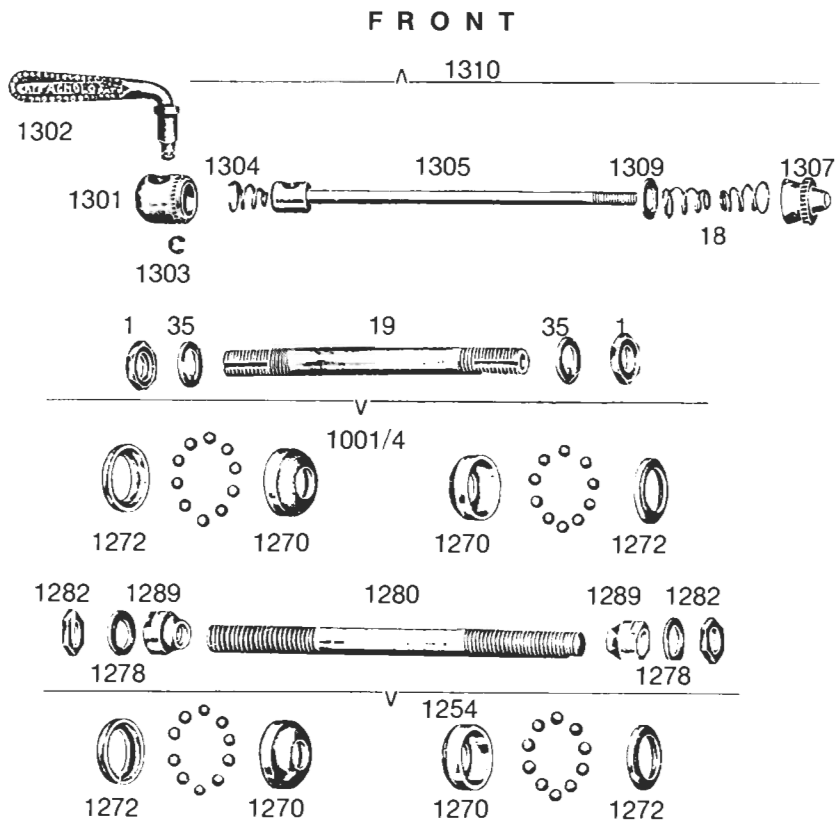


1252 **NUOVO TIPO LARGE FLANGE CAMPAGNOLO**  
SOLID SPINDLE HUBS



WHEN ORDERING PLEASE SPECIFY: } THREAD ( $\varnothing 35 \times 24$  F. OR  $\varnothing 34,7 \times 1$  OR  $\varnothing 1.370 \times 24$  F.)  
NUMBER OF HOLES (24 - 28 - 32 - 36 - 40)

HUBS ORDERED WITHOUT SPECIFICATION WILL BE SUPPLIED  
WITH  $\varnothing 35 \times 24$  F. AND WITH 36 HOLES



- 1 Front lock nut
- 18 Conical spring
- 19 Front road axle for Record road hubs
- 29 Rear road axle
- 32 Rear Record cone
- 35 Front spindle washer
- 36 Rear spindle washer
- 46 Rear spacing collar
- 1001/4 Complete front hollow spindle for Nuovo Tipo hubs
- 1254 Complete front solid spindle for Nuovo Tipo hubs
- 1255 Complete rear solid spindle for Nuovo Tipo hubs
- 1256 Complete rear hollow spindle for Nuovo Tipo hubs
- 1270 Front inserted race

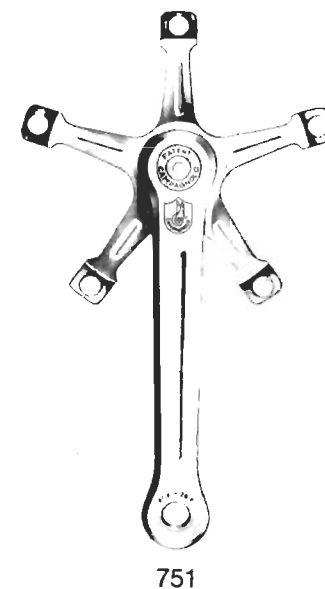

- 1271 Rear inserted race
- 1272 Front dust cap
- 1273 Rear dust cap
- 1278 Spindle front washer
- 1279 Spindle rear washer
- 1280 Front spindle
- 1281 Rear spindle
- 1282 Front locknut
- 1283 Rear locknut
- 1283/a Rear spacer nut
- 1284 Rear locknuts
- 1284/a Spindle special bolt
- 1285 Large spacing collar

- 1286 Small spacing collar
- 1289 Front spindle cone
- 1290 Rear spindle cone
- 1301 Chrome cam cap
- 1302 Quick release lever
- 1303 Circlip for lever
- 1304 Conical spring
- 1305 Front skewer
- 1306 Rear skewer
- 1307 Knurled adjusting nut
- 1309 Washer for skewer
- 1310 Nuovo Tipo front quick release skewer
- 1311 Nuovo Tipo rear quick release skewer

## SUPER RECORD ROAD CRANKSET PARTS

754 755

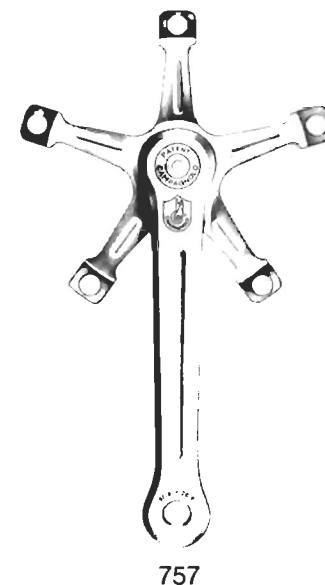


756



## SUPER RECORD TRACK CRANKSET PARTS

761 762

756

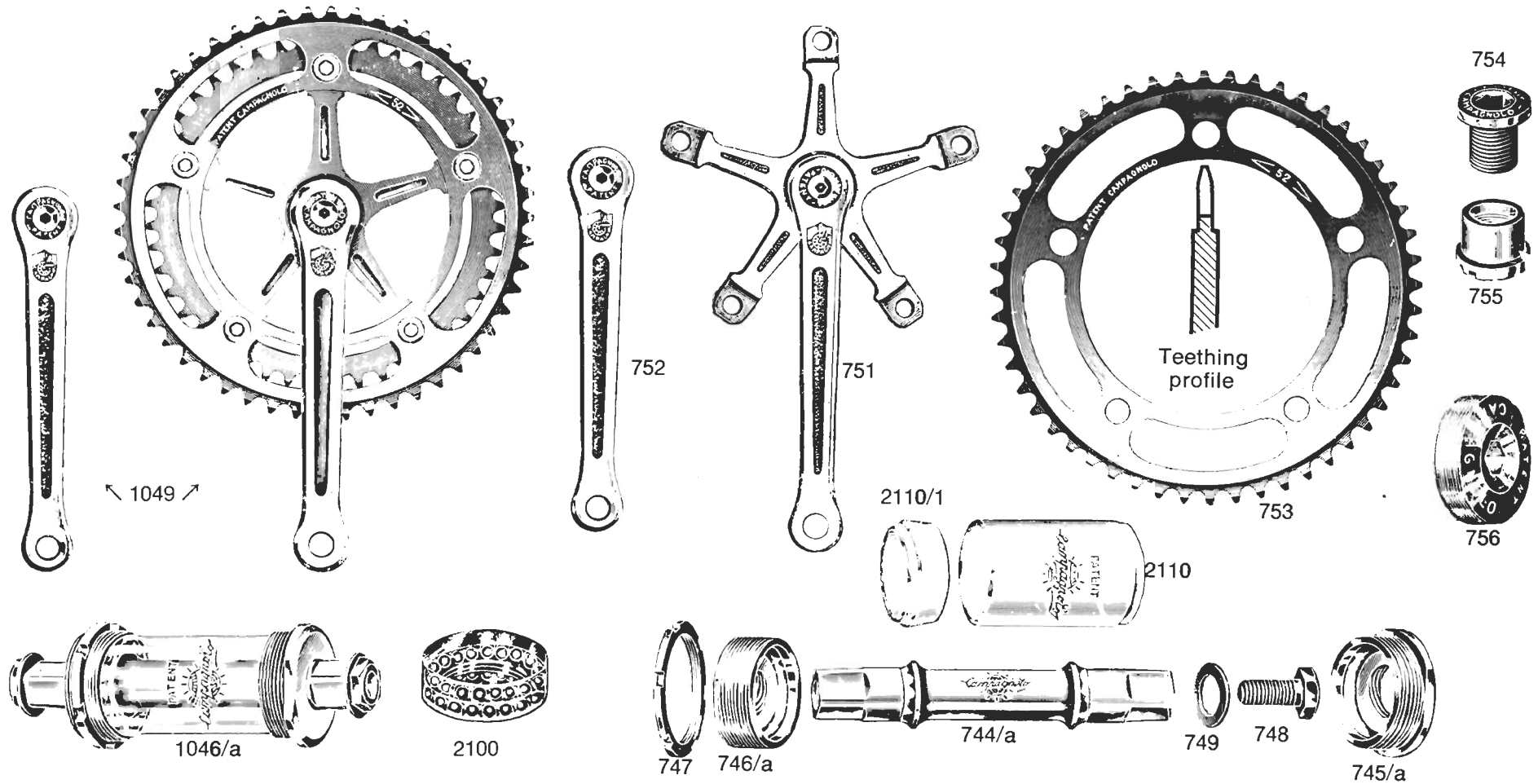


- 751 Road R.H. crank w/cover 756 (R)
- 752 Road L.H. crank w/cover 756 (R)
- 753 Road chainring for 1/2" x 3/32" (2 mm) chain (R)
- 753/a Road chainring for 1/2" x 3/32" (2 mm) chain (SR)
- 754 Road chainwheel fastening screw
- 755 Road chainwheel fastening nut

- 756 Crank cover plate (All)
- 757 Track R.H. crank w/cover 756
- 758 Track L.H. crank w/cover 756
- 760 Track chainring for standard (1/2" x 1/8") (R)
- 760/a Track chainring for standard (1/2" x 1/8") (SR)
- 761 Track chainwheel fastening screw
- 762 Track chainwheel fastening nut



## SPARE PARTS



- 1046/a **Cotterless** Nuovo Record bottom bracket (unless otherwise requested it will be supplied with 70-SS-120 spindle and 36 × 24 F. cups) (Other specs on page 39)
- 1049 **Road** chainwheel set (unless otherwise requested the set will be supplied with 170 mm. cranks and with 47-50 teeth chainrings for 1/2" × 3/32" chain)

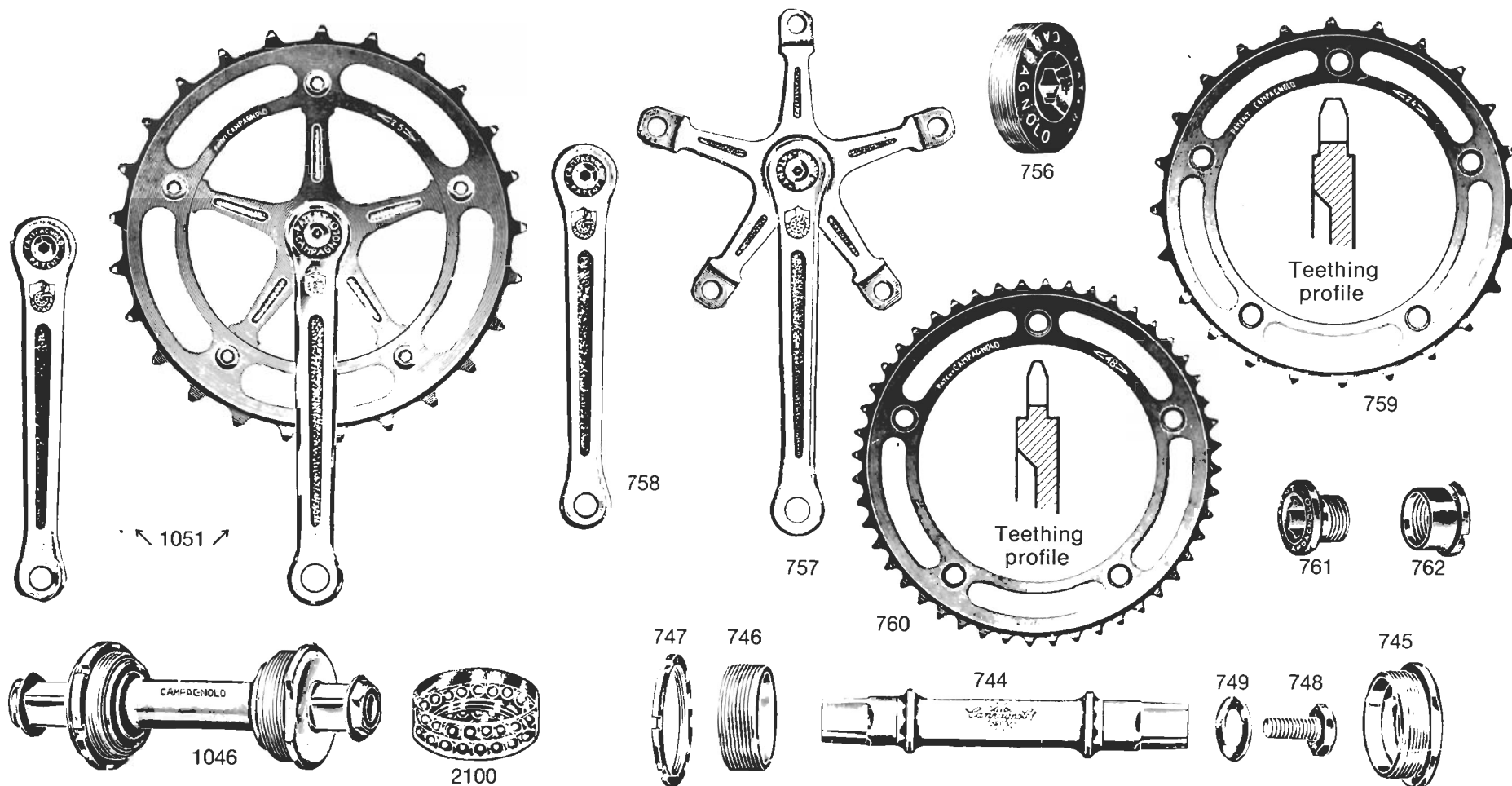
For sizes and details of the Nuovo Record bottom bracket see page No. 39.

- 744/a **Cotterless** road spindle  
 745/a **Fixed** cup  
 746/a **Adjustable** cup  
 747 **Lock** ring  
 748 **Fixing** screw  
 749 **Fixing** washer  
 2110 **Record** sleeve  
 2110/1 **Cone** for Record sleeve

- 751 **Road** right hand crank (complete with cover No. 756) - please specify length  
 752 **Road** left hand crank (complete with cover No. 756) - please specify length  
 753 **Road** chainring for 1/2" × 3/32" (2 mm.) chain. Please specify number of teeth.  
 754 **Road** chainwheel fastening screw  
 755 **Road** chainwheel fastening nut  
 756 **Crank** cover plate

CRANKS: LENGTH 165 - 167.5 - 170 - 172.5 - 175 - 177.5 - 180mm.  
 CHAINRINGS: FOR 1/2" CHAIN - FROM 42 TO 57 TEETH

## SPARE PARTS



1046 **Cotterless** Record bottom bracket (unless otherwise requested it will be supplied with 65-P-110 spindle and 36 × 24 F. cups) (Other specs on page 39)

1051 **Track** chainwheel set (unless otherwise requested it will be supplied with 170 mm. cranks and with 24 teeth chainrings for 1" × 3/16" (4.6 mm.) chain)

**CRANKS:** LENGTH 165 - 167.5 - 170 - 172.5 - 175 - 177.5 - 180 mm.

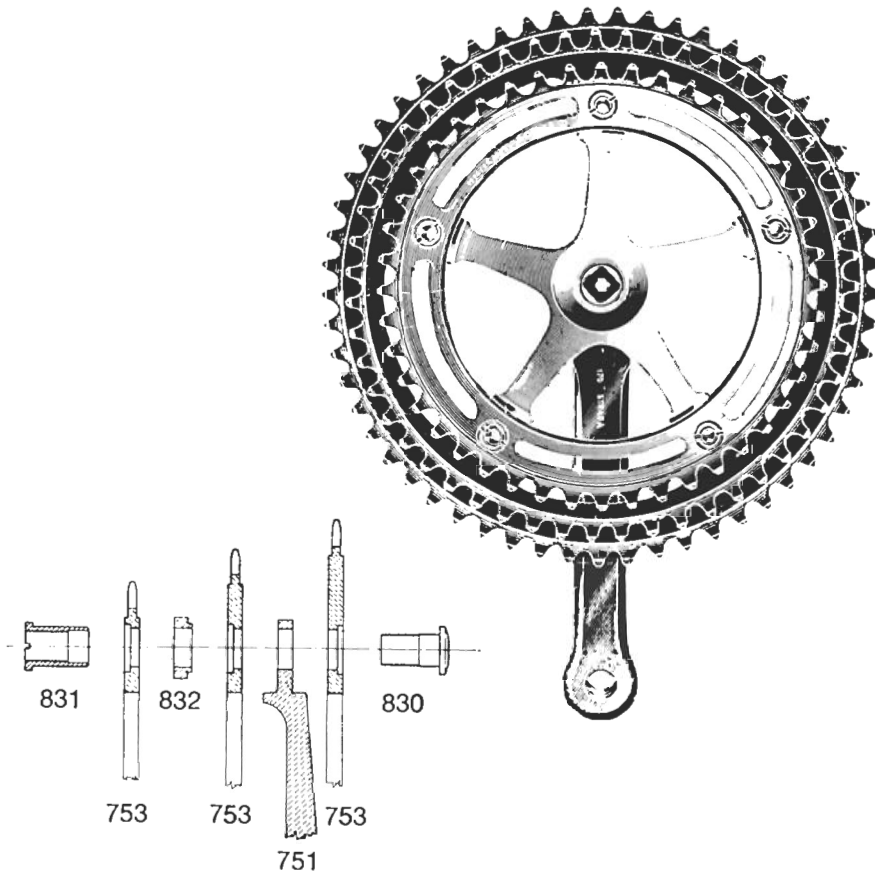
**CHAINRINGS:** FOR 1" CHAIN - FROM 22 TO 35 TEETH  
FOR 1/2" CHAIN - FROM 44 TO 70 TEETH

For sizes and details of the Record bottom bracket see page No. 39.

744 **Cotterless** road spindle  
745 **Fixed** cup  
746 **Adjustable** cup  
747 **Lock** ring  
748 **Fixing** screw  
749 **Fixing** washer

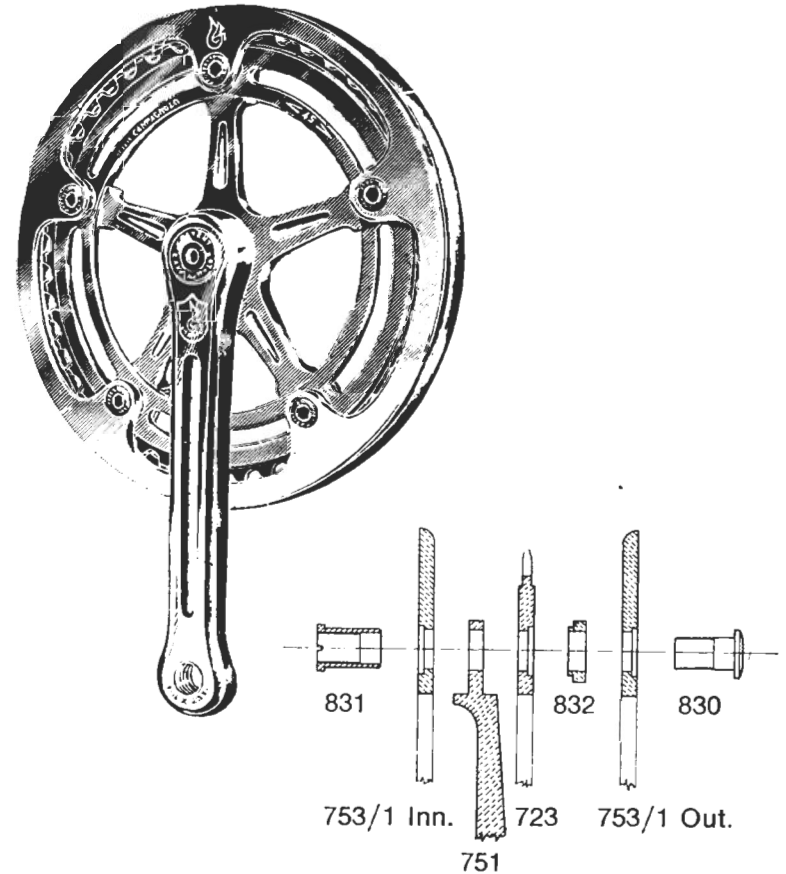
756 **Crank** cover plate  
757 **Track** right hand crank (complete with cover No. 756) - please specify length  
758 **Track** left hand crank (complete with cover No. 756) - please specify length  
759 **Track** chainring for 1" × 3/16" (4.6 mm.) chain - also available for 1" × 1/8" (3 mm.) chain. Please specify number of teeth  
760 **Track** chainring for standard chain 1 1/2" × 1/8" (3 mm.) - Please specify number of teeth.  
761 **Track** chainwheel fastening screw  
762 **Track** chainwheel fastening nut

RIGHT HAND CRANK WITH TRIPLE CHAINRING



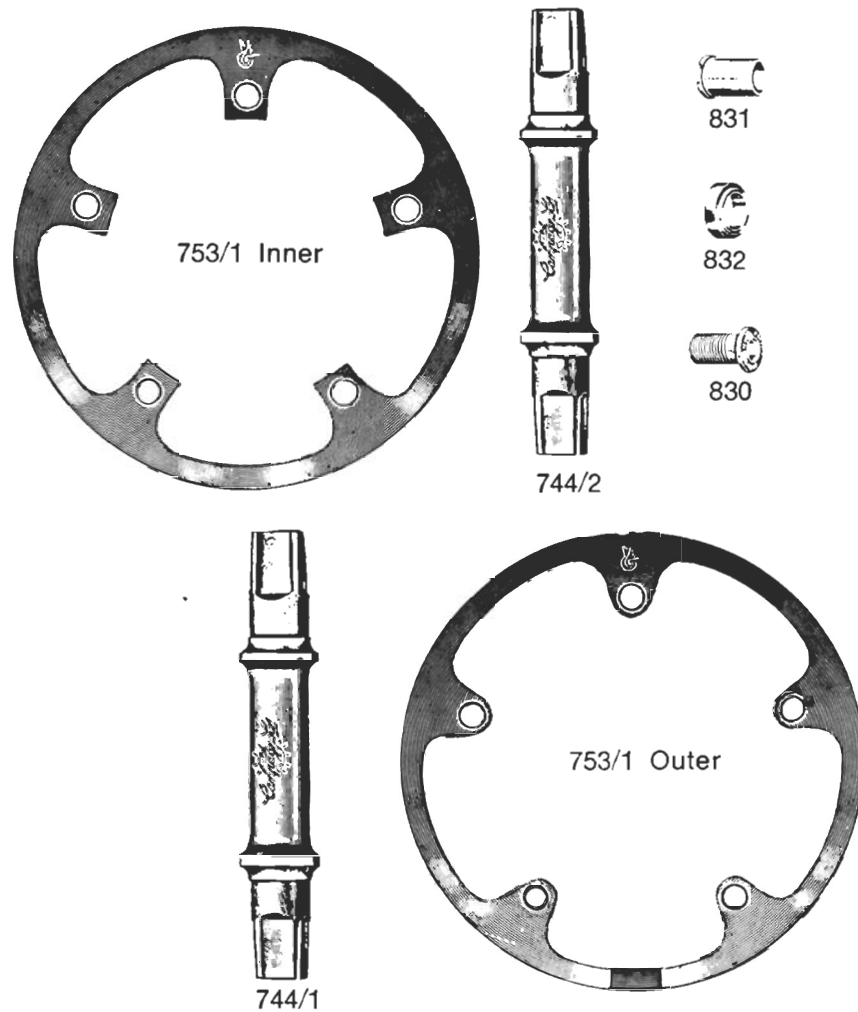
- 751 **Road** right hand crank (complete with cover No. 756)  
Please specify length
- 753 **Chainring** for  $1/2" \times 3/32"$  chain (2 mm.)  
Please specify number of teeth
- 830 **Triple** chainring fixing bolt
- 831 **Nut** for bolt No. 830
- 832 **Triple** chainring spacer

CYCLOCROSS RIGHT HAND FLANGED CRANK



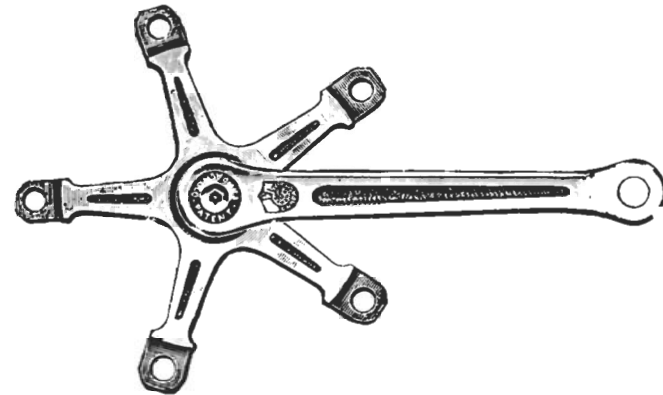
- 751 **Road** right hand crank (complete with cover N. 756)  
Please specify length
- 753 **Chainring** for  $1/2" \times 3/32"$  chain (2 mm.)  
Please specify number of teeth
- 753/1 **Cyclocross** inner flange
- 753/1 **Cyclocross** outer flange
- 830 **Triple** chainring fixing bolt
- 831 **Nut** for bolt No. 830
- 832 **Triple** chainring spacer

SPARE PARTS



- 744/1 Triple chainring cotterless spindle (Specs on page 39)  
 744/2 Cyclocross cotterless spindle (Specs on page 39)  
 753/1 Cyclocross inner flange  
 753/1 Cyclocross outer flange  
 830 Triple chainring fixing bolt  
 831 Nut for bolt No. 830  
 832 Triple chainring spacer

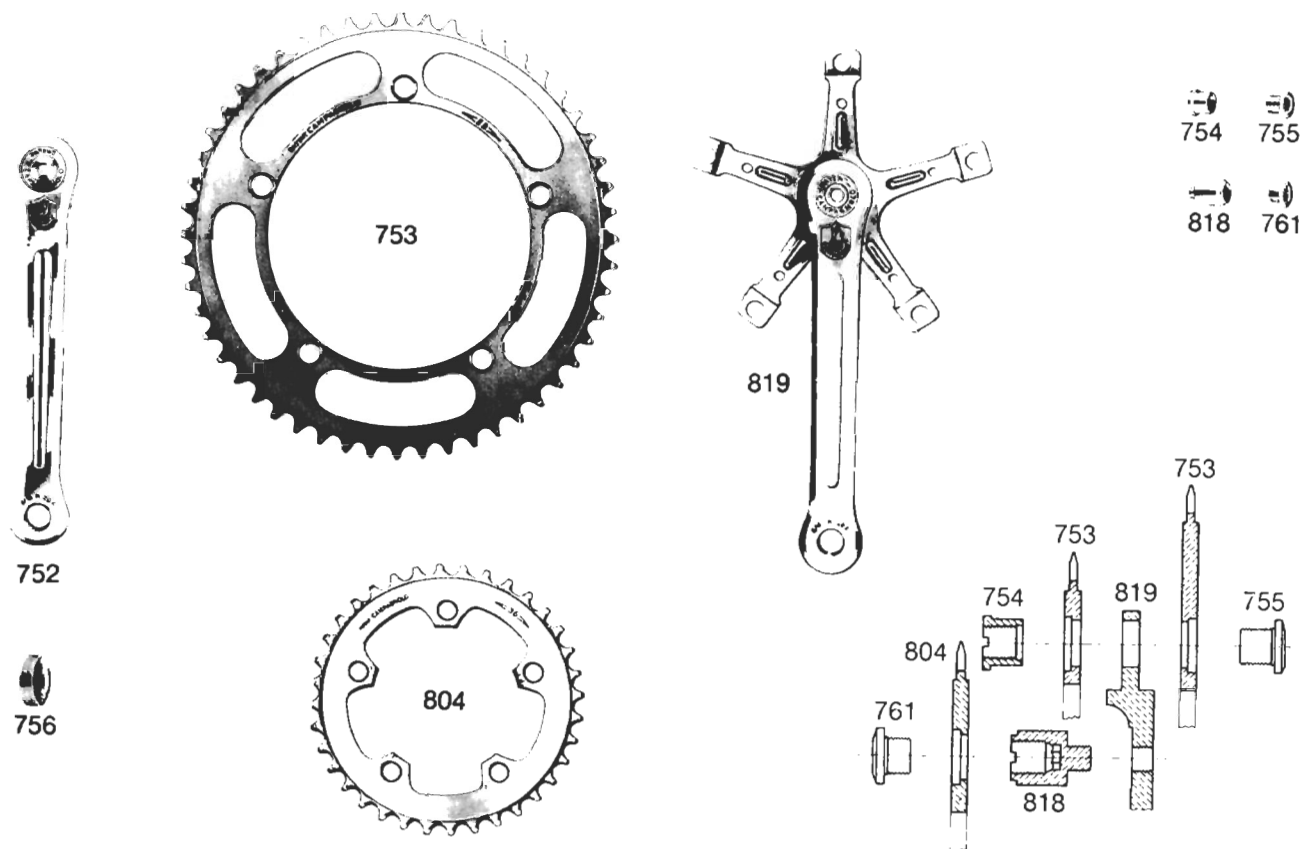
SLEEVED CRANK FOR 42 TEETH CHAINRING



**IMPORTANT:** When ordering spare chainrings specify if are to be fitted on cranks for chainrings with 42 teeth onwards or from 44 teeth onwards.



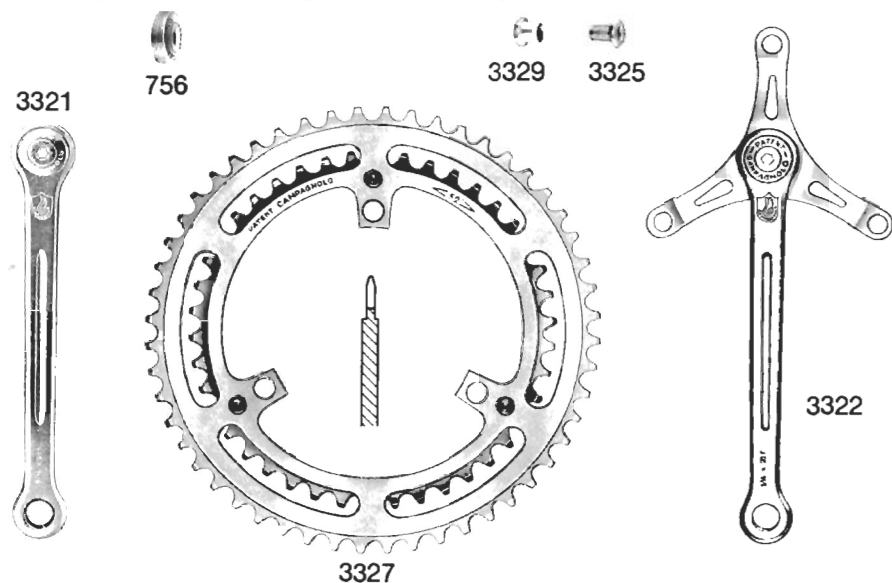
# CAMPAGNOLO NEW SPECIAL TRIPLE CRANKSET CONVERSION




- 752 Road L.H. crank w/cover 756 (R)  
(Use 170 mm for 1049/5 ONLY)
- 753 Road chainring for 1/2" x 3/32" (2 mm)  
chain (R)
- 754 Road chainwheel fastening screw
- 755 Road chainwheel fastening nut

- 756 Crank cover plate (All)
- 761 Track chainwheel fastening screw
- 804 36-Tooth Cyclocross chainring
- 818 Chainwheel spacer (to fit 804 to 819)
- 819 R.H. crank (to fit 36-tooth Cyclocross 804)  
(available in 170 mm ONLY)

- 3320 CAMPAGNOLO SPORT ROAD CRANKSET WITHOUT BOTTOM BRACKET  
 3330 CAMPAGNOLO SPORT ROAD CRANKSET WITH BOTTOM BRACKET



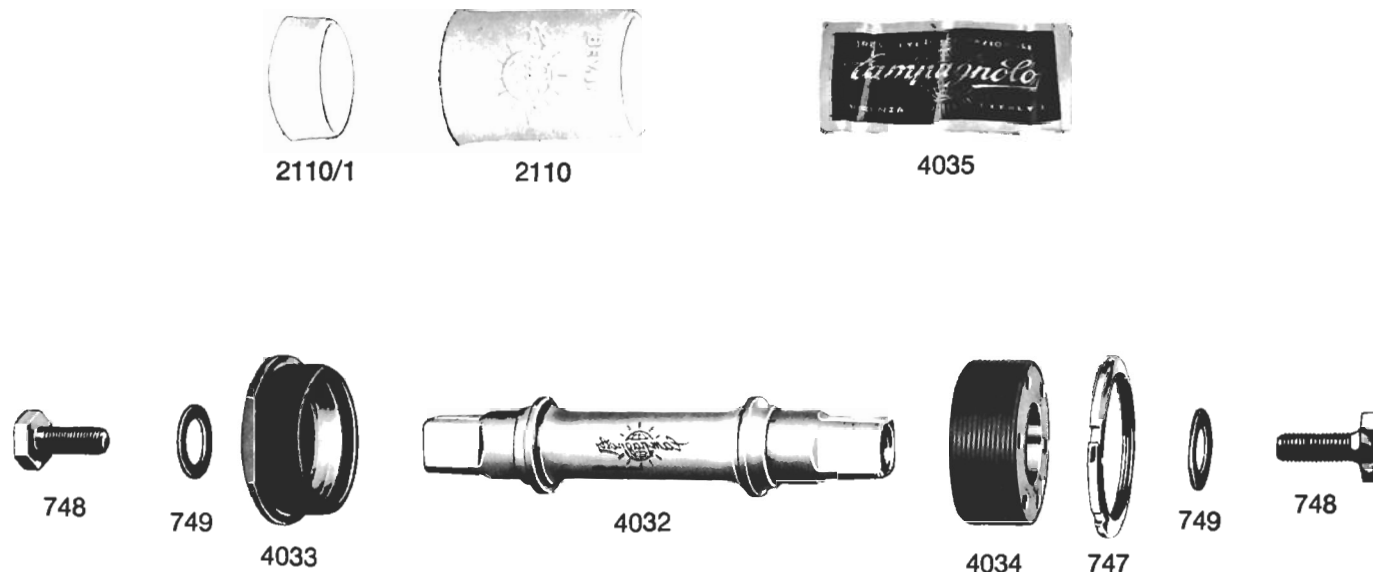
- 3331 CAMPAGNOLO SPORT BOTTOM BRACKET SET



BOTTOM BRACKET SETS AVAILABLE IN 68-SS-120 AND 70-SS-120 **ONLY** (OTHER SPECS ON PAGE 39)

- |      |  |      |   |
|------|--|------|---|
| 745  | Fixed bottom bracket cup (R, S) (Specs: Threads—Eng., Fr., or Ital.)                                     | 3321 | Sport L.H. crank w/cover 756 (170 mm ONLY)  |
| 746  | Adjustable bottom bracket cup (R, S) (Specs: Threads—Eng., Fr., or Ital.)                                | 3322 | Sport R.H. crank w/cover 756 (170 mm ONLY)  |
| 747  | Bottom bracket locking (All) (Specs: Threads—Eng., Fr., or Ital.)  | 3325 | Sport chainring fixing bolt   |
| 748  | Spindle end bolt (All)   | 3327 | Sport road double chainring set (Specs: Teeth combinations—42/49, 42/50, 42/51, 42/52, 42/53) |
| 749  | Spindle end washer (All)   | 3329 | Sport chainring nut for 3325  |
| 756  | Crank cover plate (All)  | 3330 | Sport road crankset w/bottom bracket (Specs: See 3320 above and page 39)                      |
| 2100 | Bearings for bottom bracket set (R)  | 3332 | Bottom bracket road spindle (S) (Specs: See page 39)  |
| 3320 | Sport road crankset w/o bottom bracket (Specs: Teeth combinations—42/49, 42/50, 42/51, 42/52, and 42/53) |      |   |

# 4031 CAMPAGNOLO SUPER RECORD ROAD BOTTOM BRACKET SET



AVAILABLE IN SPINDLE SIZES 68-SS-120 AND 70-SS-120 **ONLY** (OTHER SPECS ON PAGE 39)

# 4131 CAMPAGNOLO SUPER RECORD TRACK BOTTOM BRACKET SET



AVAILABLE IN ALL TRACK SPINDLE SIZES (OTHER SPECS ON PAGE 39)

747 **Bottom** bracket lockring (All) (Specs: Threads—Eng., Fr., or Ital.)

748 **Spindle** end bolt (All)

749 **Spindle** end washer (All)

4032 **Titanium** road spindle (SR) (Specs: 68-SS-120 or 70-SS-120 **ONLY**;  
Other specs on page 39)

4033 **Road** bottom bracket fixed cup (SR) (Specs: Threads—Eng., Fr., or Ital.)

4034 **Road** bottom bracket adjustable cup (SR) (Specs: Threads—Eng., Fr., or Ital.)

2110 **Plastic** bottom bracket protector (SR, NR)

2110/1 **Plastic** bottom bracket protector end cone for 2110 (SR, NR)

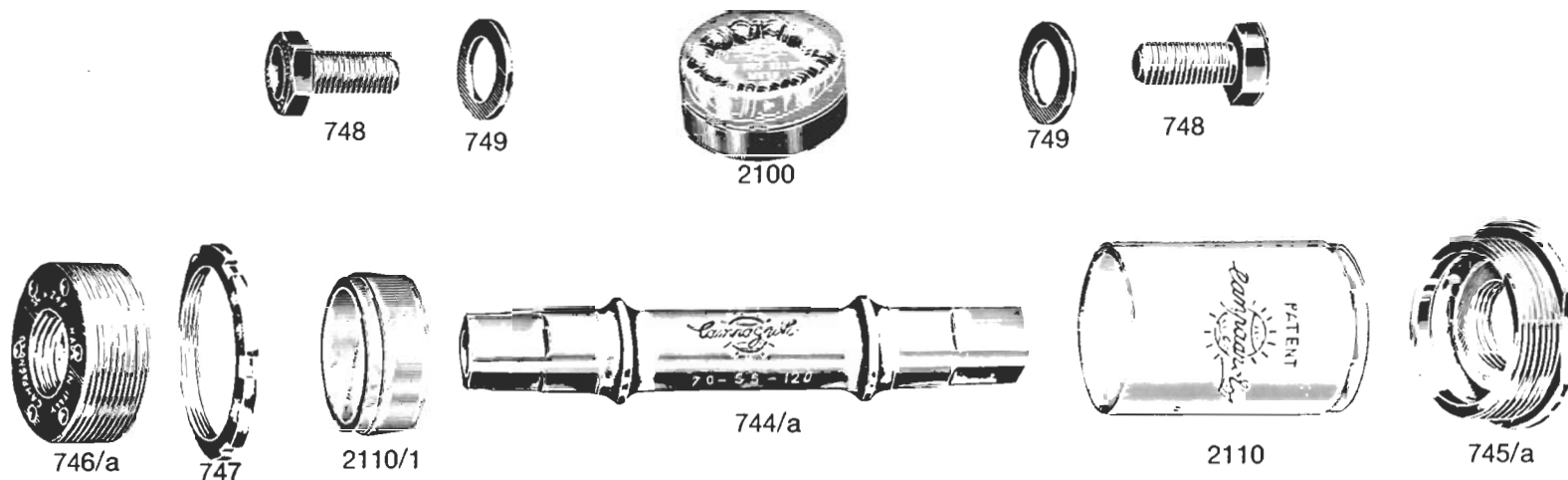
4035 **Bearings** for Super Record bottom bracket set

4132 **Titanium** track spindle (SR) (Specs: See page 39)

4133 **Track** bottom bracket fixed cup (SR) (Specs: Threads—Eng., Fr., or Ital.)

4134 **Track** bottom bracket adjustable cup (SR) (Specs: Threads—Eng., Fr., or Ital.)

## BOTTOM BRACKET SET WITH SPECIAL AXLE AND CUPS



1046/a AND 744/a AVAILABLE IN 68-SS-120 AND 70-SS-120 **ONLY** (OTHER SPECS ON PAGE 39)

### CUPS WITH A 0.5 mm. INCREASED THREAD AVAILABLE

Details of the bracket serial number (ex. 68-SS-120)

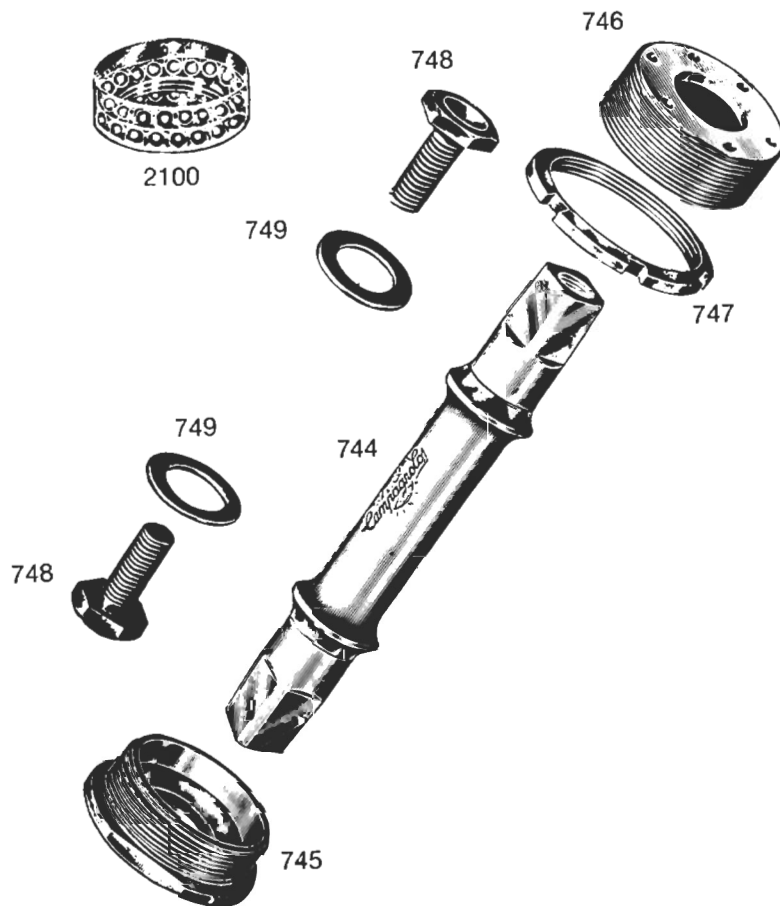
- the number (68) indicates the width
- (SS) indicate road
- the number (120) indicates the suggested width of the rear hub for a perfect chain line (see pages 40-41)

### BRACKET SETS ORDERED WITHOUT SPECIFICATION WILL BE SUPPLIED AS FOLLOWS:

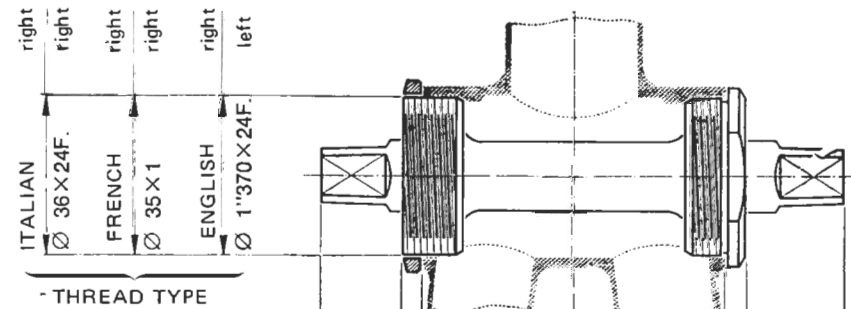
- 70-SS-120 axle
- cups thread  $\varnothing 36 \times 24F$ .

- 744/a **Cotterless** road spindle
- 745/a **Fixed** cup
- 746/a **Adjustable** cup
- 747 **Lockring** 3.5 mm. standard size  
(available also in 4 and 4.5 mm)
- 748 **Fixing** screw
- 749 **Fixing** washer
- 2100 **Bottom** bracket special ball races
- 2110 **Record** sleeve
- 2110 1 **Cone** for Record sleeve

# 1046 - CAMPAGNOLO RECORD BOTTOM BRACKET SET



- 744 Coterless road spindle
- 745 Fixed cup
- 746 Adjustable cup
- 747 Lockring 3,5 mm. standard size  
(available also in 4 and 4,5 mm.)
- 748 Fixing screw
- 749 Fixing washer
- 2100 Bottom bracket special ball races



		SPINDLE SPECIFICATIONS		BOTTOM BRACKET WIDTH		SPINDLE LENGTH	
SUPER RECORD AND RECORD TRACK	65-P-110	16	3,5	65	3,5	16	mm. 104
	68-P-110	14,5	3,5	68	3,5	15,5	» 105
	68-P-120	17	3,5	68	3,5	17	» 109
	70-P-120	16	3,5	70	3,5	16	» 109
RECORD ROAD	68-SS-120	17	3,5	68	3,5	20	mm. 112
	70-SS-120	17	3,5	70	3,5	19	» 113
	74-SS-120	17	3,5	74	3,5	19	» 117
TRIPLE	68-SS-120×3	17	3,5	68	3,5	25	mm. 117
	70-SS-120×3	17	3,5	70	3,5	24	» 118
CYCLOCROSS	68-C-120	17	3,5	68	3,5	23,5	mm. 115,5
	70-C-120	16	3,5	70	3,5	22,5	» 115,5
SPORT ROAD	68-SS-120	17	3,5	68	3,5	20	mm. 112
	70-SS-120	17	3,5	70	3,5	19	» 113

## CUPS WITH A 0,5 mm. INCREASED THREAD AVAILABLE

Details of the bracket serial number (ex.: 65-P-110)

- The number (65) indicates the bracket width
- (P) indicates track
- (SS) indicate road
- The number (110) indicates the suggested width of the rear hub for a perfect chain line (see pages 40-41)

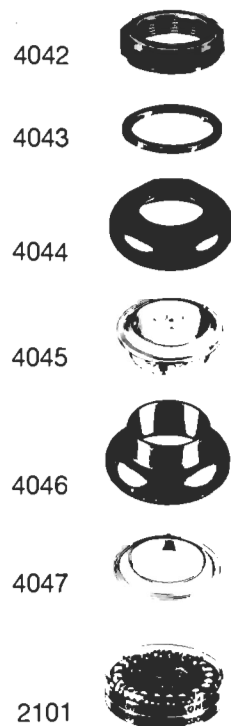
## BRACKET SETS ORDERED WITHOUT SPECIFICATION WILL BE SUPPLIED AS FOLLOWS:

- Spindle – 68-SS-120 (or 68-P-120, 68-C-120)
- Thread – 1.370 x 24TPI



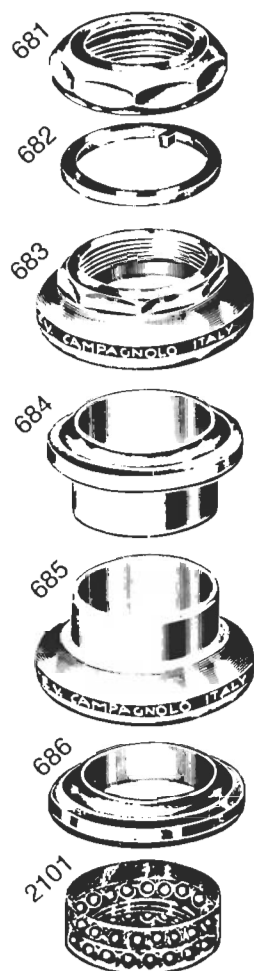
# CAMPAGNOLO HEADSETS

## 4041 SUPER RECORD ROAD

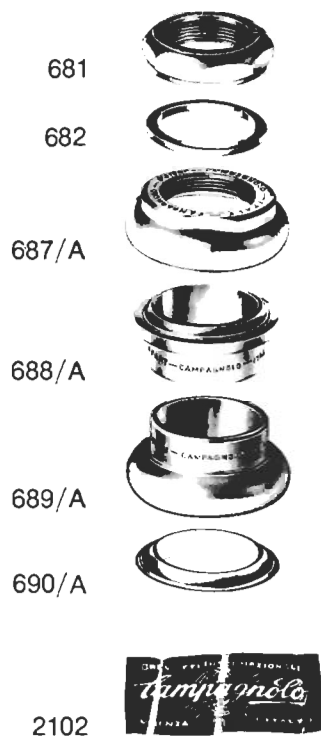


- 681 Lockring nut
- 682 Locking washer
- 683 Screwed race
- 684 Top head race (0.5 mm larger gauge available)
- 685 Bottom head race (0.5 mm. larger gauge available)
- 686 Crown race (smaller diameter available)
- 687 Track screwed race
- 687/a Sport screwed race
- 688 Top head race (0.5 mm larger gauge available)

## 1039 RECORD ROAD

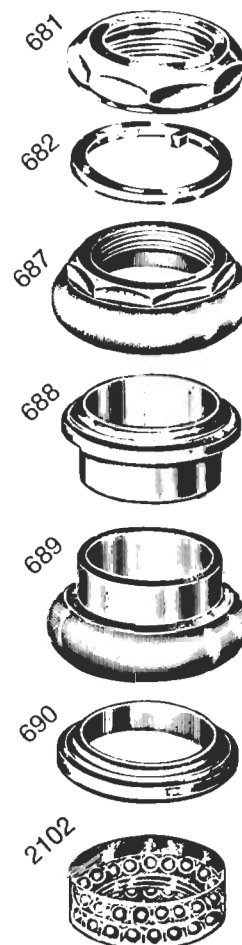


## 1040/a SPORT ROAD



- 688/a Top head race (S) (0.5 mm larger gauge available)
- 689 Bottom head race (0.5 mm larger gauge available)
- 689/a Bottom head race (S) (0.5 mm larger gauge available)
- 690 Crown race (smaller diameter available)
- 690/a Crown race (S) (smaller diameter available)
- 693/1 Steerer
- 2101 Bearing set for road headset
- 2102 Bearing set for track headset
- 4042 Top (track or road) headset locknut (SR)

## 1040 RECORD TRACK



- 4043 Top (track or road) headset tongued-washer (SR)
- 4044 Road headset screwed race (SR)
- 4045 Road headset top race (SR)
- 4046 Road headset bottom race (SR)
- 4047 Road headset crown race (SR)
- 4142 Track headset screwed race (SR)
- 4143 Track headset top race (SR)
- 4144 Track headset bottom race (SR)
- 4145 Track headset crown race (SR)

## 4141 SUPER RECORD TRACK




HEADSETS ORDERED WITHOUT SPECIFICATION WILL BE SUPPLIED WITH  $\varnothing$  1" x 24 T.P.I. THREAD

HEADSETS WITH  $\varnothing$  25 x 1 AND  $\varnothing$  25.4 x 24 F. THREADS AVAILABLE

CAMPAGNOLO HEADSETS ARE SUPPLIED COMPLETE WITH SPECIAL BALL RACES ( $\varnothing$  3/16" FOR ROAD AND  $\varnothing$  5/32" FOR TRACK)

STEERER AVAILABLE WITH THREAD  $\varnothing$  25.4 x 24 F. AND WITH LENGTHS 160-180-200-220-250-270 mm.

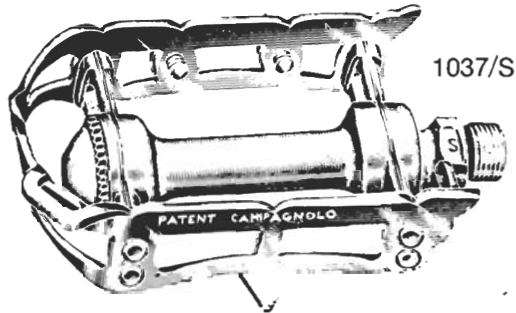
1037 ROAD TYPE



1037/D

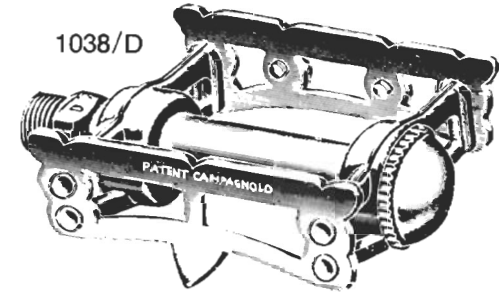
1037/D Road right hand pedal

1037/S Road left hand pedal



1037/S

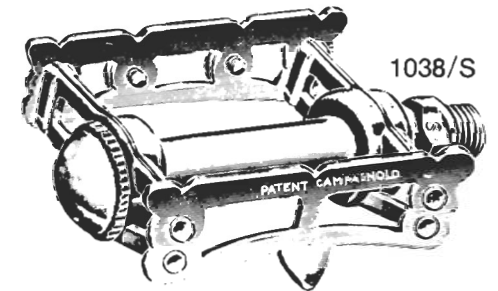
1038 TRACK TYPE



1038/D

1038/D Track right hand pedal

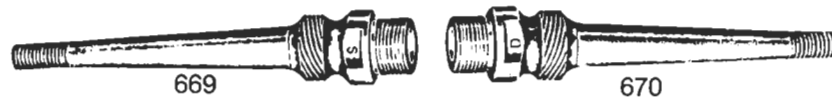
1038/S Track left hand pedal



1038/S

S P A R E P A R T S

- 669 Left hand pedal axle
- 670 Right hand pedal axle
- 672 Inserted race
- 673 Pedal axle washer
- 674 Pedal axle cone
- 675 Pedal axle lock nut
- 676 Toe clip bolt
- 677 Toe clip washer
- 678 Inner dust cap
- 679 Pedal dust cap
- 2103 Pedal special ball races



672



673



674



675



676



677



678



679




2103

UNLESS OTHERWISE REQUESTED, PEDALS WILL BE SUPPLIED WITH Ø 9/16" × 20F. SPINDLE  
PEDALS WITH Ø 14 × 1,25 SPINDLES THREAD AVAILABLE

# CAMPAGNOLO RECORD EXTRA LIGHT PEDALS


1037/a Road type



1037/aD

1037/aD Extra light road right hand pedal

1037/aS Extra light road left hand pedal




1037/aS

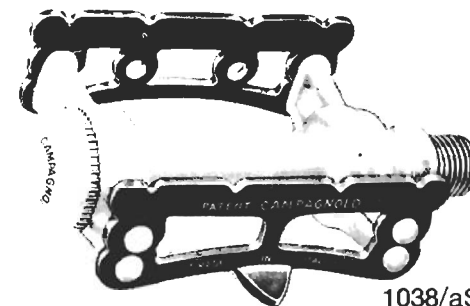
1038/aD Extra light track right hand pedal

1038/aS Extra light track left hand pedal

1038/a Track type



1038/aD



1038/aS



## SUPER RECORD PEDAL PARTS



672



672



674



673



675



678



679/A



677



89

2103



4025

4024



89 Toe clip bolt

672 Inserted pedal race (All)

673 Pedal axle tongued washer (All)

674 Pedal axle cone (All)

675 Pedal axle lock nut (All)

677 Washer for 676, 124, 89

678 Inner dust cap (All Pedals)

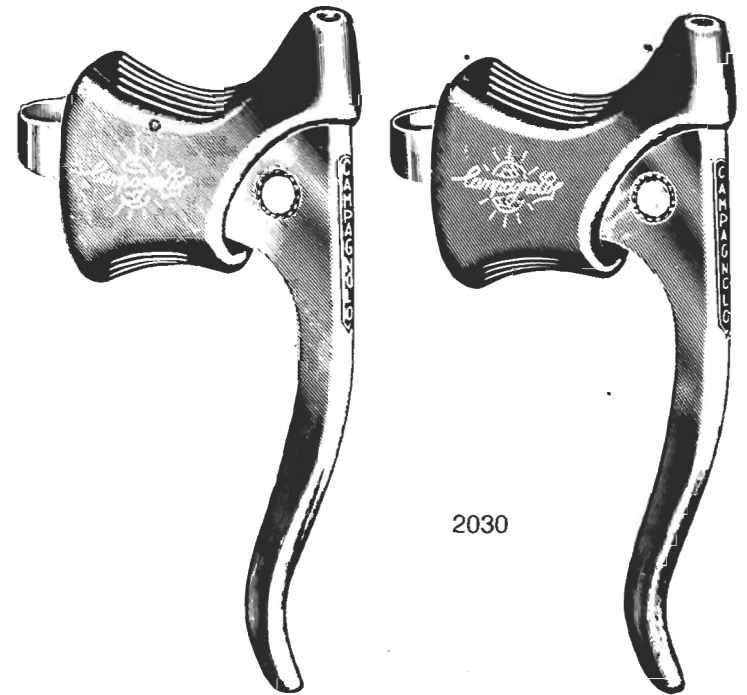
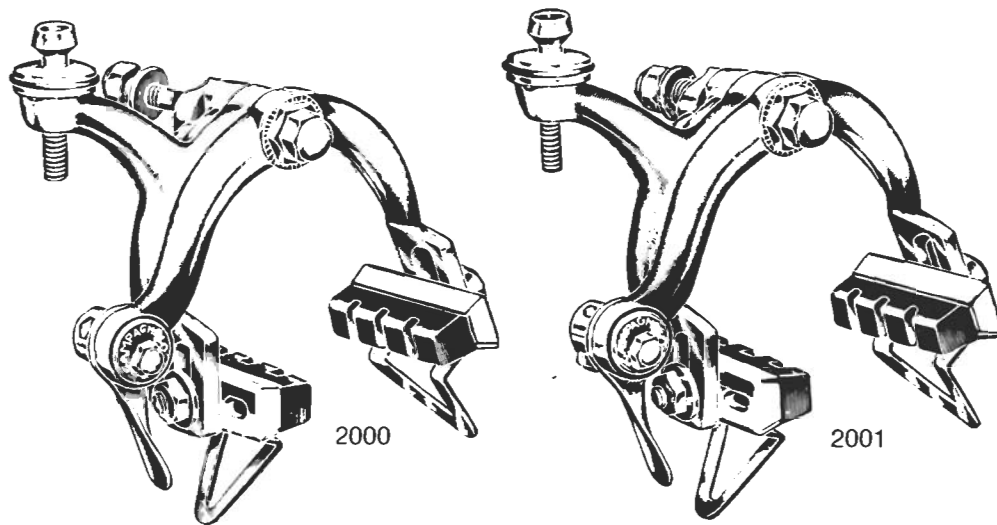
679/A Pedal dust cap (R)

2103 Pedal bearings

4024 R.H. titanium pedal shaft (SR)

4025 L.H. titanium pedal shaft (SR)

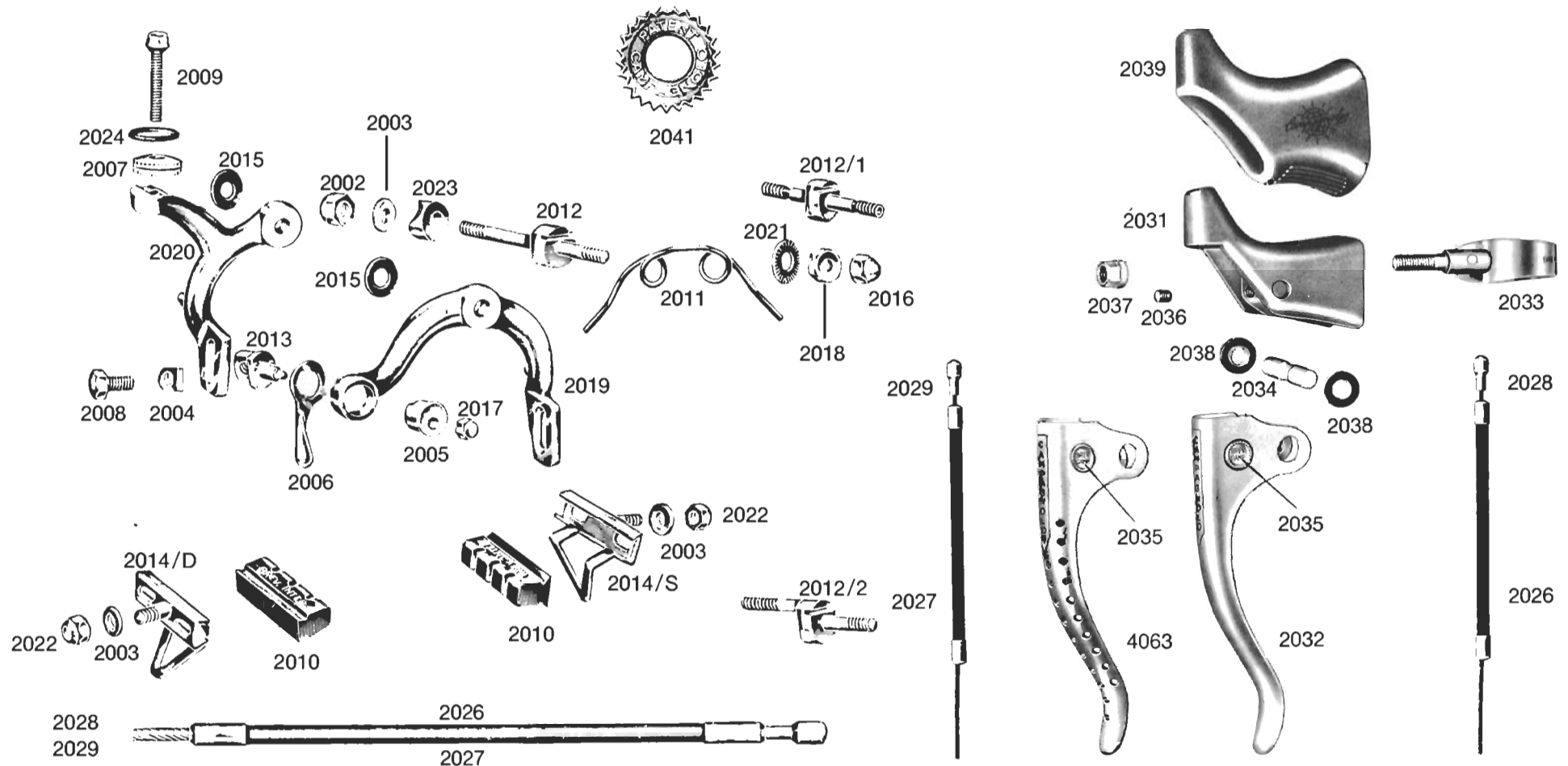
# 2040 - **CAMPAGNOLO** RECORD BRAKES AND CONTROL LEVERS



- |        |                                 |        |                                |      |                            |
|--------|---------------------------------|--------|--------------------------------|------|----------------------------|
| 2000   | Front caliper                   | 2001   | Rear caliper                   | 2030 | Brake quick release lever  |
| 2000/1 | Front caliper (SR, short-reach) | 2001/1 | Rear caliper (SR, short-reach) | 4062 | Super Record drilled lever |

IF REQUESTED, OUTER CASINGS AND CABLES ARE FURNISHED, INCREASED BY 6 cm (SEE NORMAL MEASURES ON PAGE 44)

# CAMPAGNOLO RECORD BRAKES AND CONTROL SYSTEM SPARE PARTS



2002 **Centre** bolt fixing nut  
 2003 **Brake** shoe washer  
 2004 **Clamp** bolt washer  
 2005 **Cam**  
 2006 **Quick** release cam lever  
 2007 **Adjusting** nut  
 2008 **Cable** clamp bolt  
 2009 **Adjusting** screw  
 2010 **Brake** block  
 2011 **Tension** screw  
 2012 **Front** brake centre bolt  
 2012/1 **Rear** brake centre bolt  
 2012/2 **Rear** brake centre bolt

2013 **Cable** clamp  
 2014/D **Right** hand brake shoe  
 2014/S **Left** hand brake shoe  
 2015 **Friction** washer  
 2016 **Domed** nut  
 2017 **Cam** locking nut  
 2018 **Locking** nut  
 2019 **Front** stirrup  
 2020 **Rear** stirrup  
 2021 **Serrated** washer  
 2022 **Brake** shoe nut  
 2023 **Concave** washer  
 2024 **Adjusting** rubber

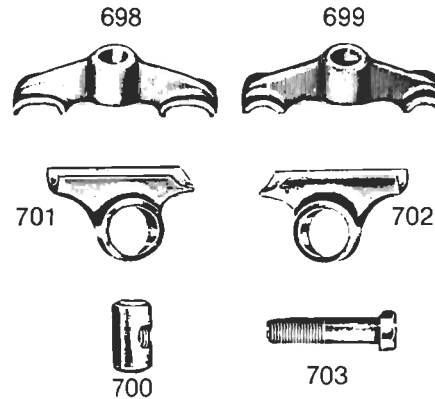
2026 **Front** brake outer cable (56 cm.)  
 2027 **Rear** brake outer cable (114 cm.)  
 2028 **Front** inner cable (68 cm.)  
 2029 **Rear** inner cable (126 cm.)  
 2031 **Lever** hood  
 2032 **Lever**  
 2033 **Brake** lever clip  
 2034 **Lever** pivot pin  
 2035 **Cable** nipple holder  
 2036 **Grub** screw  
 2037 **Clamp** nut  
 2038 **Lever** bush  
 2039 **Rubber** lever hood  
 2041 **Toothed** washer  
 4063 **Super Record** "drilled" lever



# CAMPAGNOLO SEAT PIN

1044 FOR WIDE CRADLE SADDLES  
WITH SHORT ADJUSTMENT

## SPARE PARTS

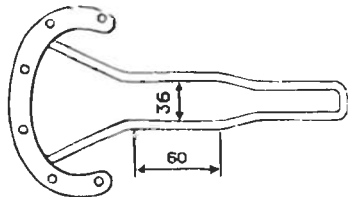


- 698 Front bracket
- 699 Rear bracket
- 700 Bolt nut
- 701 Left hand side support
- 702 Right hand side support
- 703 Fixing and adjusting bolt

WHEN ORDERING PLEASE SPECIFY:

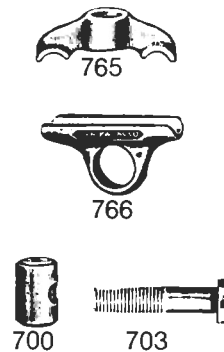
— PIN DIAMETER AS PER ONE OF THE GIVEN SIZES: 25 - 25.8 - 26 - 26.2 - 26.4 - 26.6 - 26.8 - 27 - 27.2 - 27.4.

— LENGTH OF THE PIN - STANDARD (130 mm.) — LONG (180 mm.)

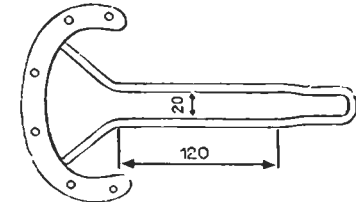
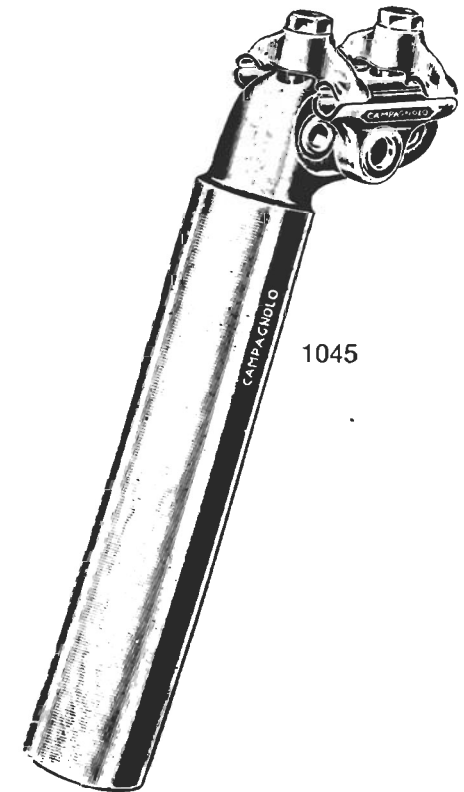


1045 FOR NARROW CRADLE SADDLES  
WITH LONG ADJUSTMENT

## SPARE PARTS

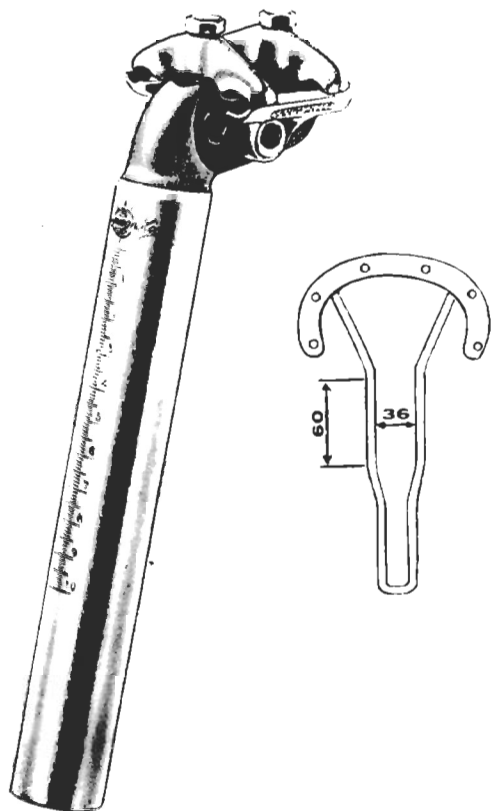


- 700 Bolt nut
- 703 Fixing and adjusting bolt
- 765 Front and rear clamp
- 766 Right and left hand support



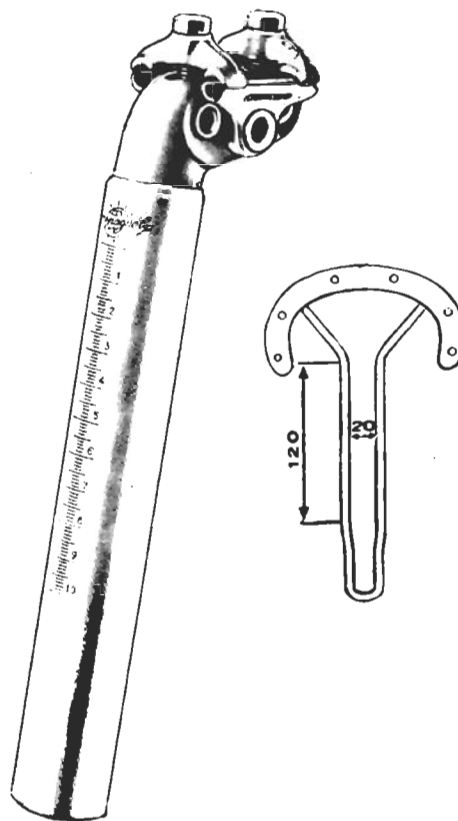
## CAMPAGNOLO SEAT PINS AND PARTS

SUPERLIGHT **CAMPAGNOLO** RECORD SEAT PIN  
FOR WIDE CRADLE SADDLES




1044/a

SUPERLIGHT **CAMPAGNOLO** RECORD SEAT PIN  
FOR NARROW CRADLE SADDLES



1045/a

**CAMPAGNOLO** SUPER RECORD SEAT PIN  
(AVAILABLE IN WIDE CRADLE ONLY)



4051

### SUPER RECORD SEAT PIN PARTS



4054



4055



4056



4052



4053



4057

- 1044/a Superlight Campagnolo RECORD seat pin for wide cradle saddles with short adjustment  
1045/a Superlight Campagnolo RECORD seat pin for narrow cradle saddles with long adjustment


When ordering please specify:

- pin diameter as per one of the given sizes: 25 - 25,8 - 26 - 26,2 - 26,4 - 26,6 - 26,8 - 27 - 27,2 - 27,4
- length of the pin: standard (130 mm) - long (180 mm)

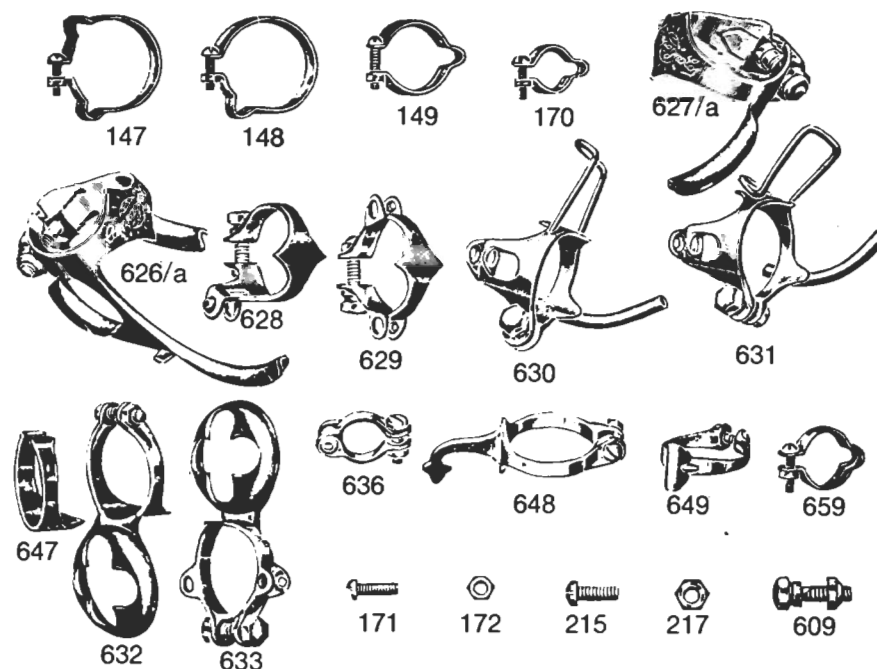
- 4052 L.H. seat support for 4051 (SR)  
4053 R.H. seat support for 4051 (SR)  
4054 Rear bracket for 4051 (SR)  
4055 Front bracket for 4051 (SR)  
4056 Fixing and adjusting bolt for 4051 (SR)  
4057 Nut for 4056 (SR)

# OUTER AND INNER CABLES

# CLIPS



- 145 Rear derailleur cable to handlebar control (197 cm.)
- 146 Rear derailleur outer casing to handlebar control (185 cm.)
- 218 Front changer cable to handlebar control (150 cm.)
- 219 Front changer outer casing to handlebar control (140 cm.)
- 605 Gear outer casing (105 cm.)
- 606 Gear cable to frame control (118 cm.)
- 607 Down tube front outer casing (59 cm.)
- 608 Front changer cable to frame control (70 cm.)
- 619 Outer casing ferrule
- 620 Spindled ferrule
- 622 Rear derailleur steel outer casing (21 cm.)
- 623 Front changer steel outer casing (15.5 cm.)
- 624 Chainstay outer casing (10 cm.)
- 625 Steel outer casing to down tube handlebar control (75 cm.)
- 652 Safety cable
- 711 Gear vipla outer casing (23 cm.)

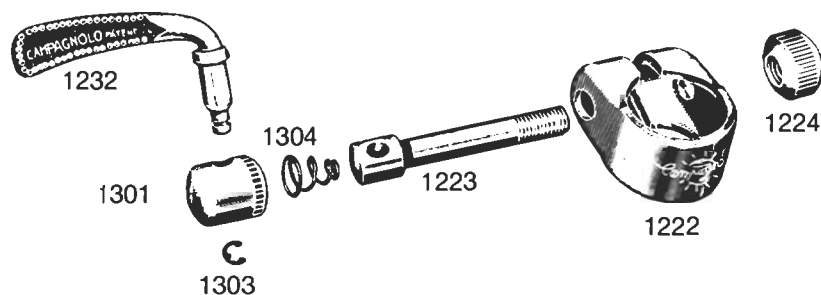


- 147 Twin outer cable clip (28 mm. Ø)
- 148 Outer cable clip (28 mm. Ø)
- 149 Outer cable clip (22 mm. Ø)
- 170 Outer cable clip (13 mm. Ø)
- 171 Clip bolt
- 172 Nut for bolt 171
- 215 Cage spanner bolt
- 217 Cage spacer bolt nut
- 609 Clip bolt and nut
- 626/a Double stop clip for down tube controls
- 627/a Down tube tunnel R/H for gear
- 628 Front changer clip
- 629 Double stop cable clip for handlebar control
- 630 Clip-on-tunnel and stop with pump holder D/T
- 631 Clip-on-tunnel and stop with pump holder S/T
- 632 Pump holder
- 633 Clip with pump holder for 10-speed handlebar stops
- 636 Stop clip on chainstay for rear derailleur
- 647 Adaptor shim when fitting 632 to down tube
- 648 Pump peg holder
- 649 Brake cable clip
- 659 Outer cable clip (15 mm. Ø)

# CAMPAGNOLO SPECIAL SEAT-TUBE BOLTS

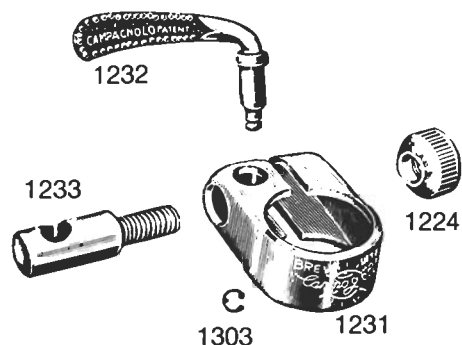
## 1220 CLIP WITH QUICK-RELEASE

- 1222 Clip body (please specify body diameter)
- 1223 Spindle
- 1224 Adjusting nut
- 1232 Lever
- 1301 Lever block
- 1303 Circlip
- 1304 Tension spring



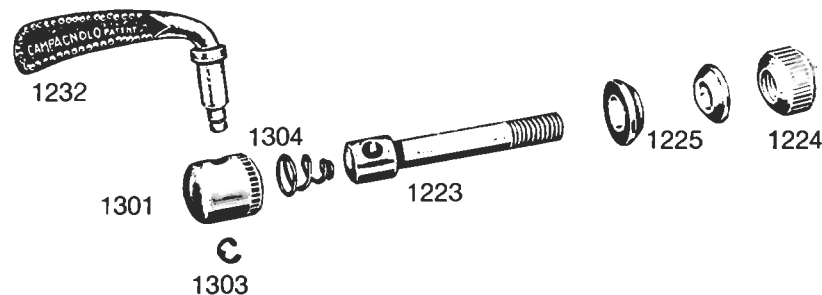
## 1230 CLIP WITH INCORPORATED QUICK-RELEASE

- 1224 Adjusting nut
- 1231 Clip body (please specify body diameter)
- 1232 Lever
- 1233 Spindle
- 1303 Circlip



## 1240 SPECIAL QUICK-RELEASE BOLT

- 1223 Spindle
- 1224 Adjusting nut
- 1225 Spacing washers
- 1232 Lever
- 1301 Lever block
- 1303 Circlip
- 1304 Tension spring

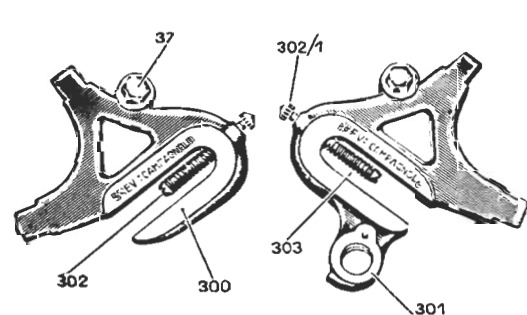


- 830 Bolt for fixing seat pin to frame ( $\varnothing$  10)
- 1070 Bolt and nut for fixing seat pin to frame ( $\varnothing$  10)
- 1071 Nut for fixing seat pin to frame ( $\varnothing$  10)
- 1072 Bolt and nut for fixing seat pin to frame ( $\varnothing$  8)
- 1073 Nut for fixing seat pin to frame ( $\varnothing$  8)
- 1074 Bolt for fixing seat pin to frame ( $\varnothing$  8)

WHEN ORDERING PLEASE ALWAYS SPECIFY THE DESIRED DIAMETER OF CLAMP

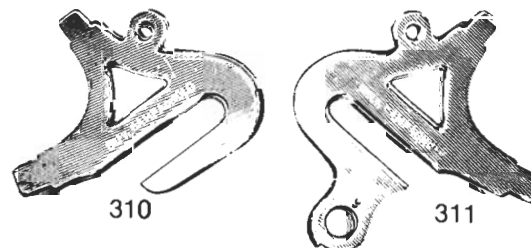
# CAMPAGNOLO REAR AND FRONT FORK ENDS

## 1010 RECORD SET



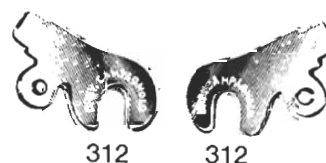
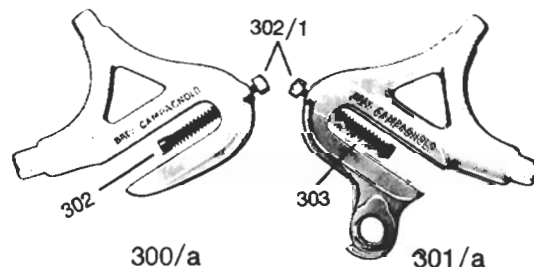
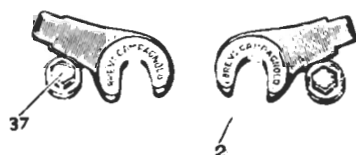
- 2 Front fork ends
- 37 Screw and washer
- 300 Left hand rear end
- 301 Right hand rear end
- 302 Adjusting bolt
- 302/1 Nut for bolt 302
- 303 Adjusting bolt spring

## 1010/1 SPORT SET

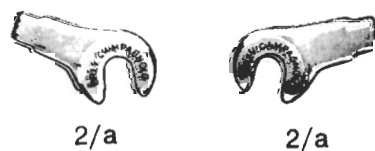
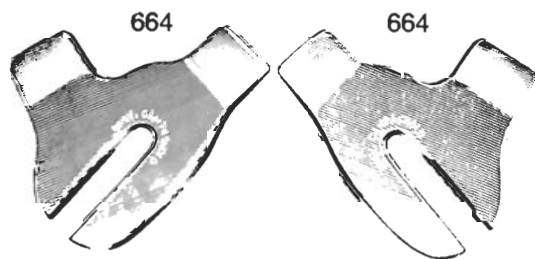


- 310 Left hand rear end
- 311 Right hand rear end
- 312 Front fork ends

## 1010/a REAR AND FRONT FORK ENDS WITHOUT EYELETS

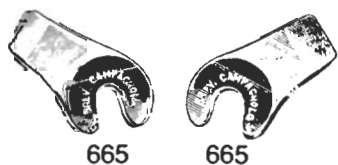


## 1053 TRACK SET

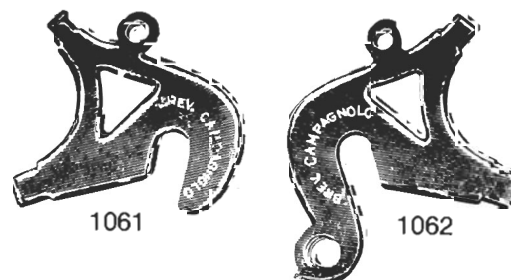


- 2/a Front fork ends without eyelets
- 300/a Left hand rear end without eyelet
- 301/a Right hand rear end without eyelet
- 302 Adjusting bolt
- 302/1 Nut for bolt 302
- 303 Adjusting bolt spring
- 1010/a Campagnolo rear and front fork ends without eyelets

- 664 Rear fork ends
- 665 Front fork ends



## 1060 RACING SET



- 1061 Left hand rear end
- 1062 Right hand rear end
- 1063 Front fork ends







## SPECIAL PUMP ADAPTORS

## SUNDRIES

## SPECIAL GREASE

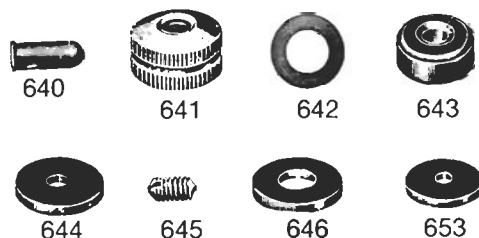


1030 1030/1



1030/2 1030/3


### SPARE PARTS



- 640 Rubber cap
- 641 Milled nut
- 642 Rubber washer
- 643 Rubber washer for tubular valves
- 644 Rubber washer for pump connector 1030
- 645 Connecting screw
- 646 Rubber washer for pump connectors 1030/1 and 1030/2
- 653 Rubber washer for pump connector 1030/3
- 1030 Pump connector for British pumps complete with 7/32" or 7 x 1 locking screw
- 1030/1 Pump connector for Italian pumps with 9 x 1.25 locking screw
- 1030/2 Pump connector for Italian Silca Impero pumps with 9 x 1.25 squared boss
- 1030/3 Pump connector for French pumps with 5 x 1 or 7 x 1 locking screw




764



763



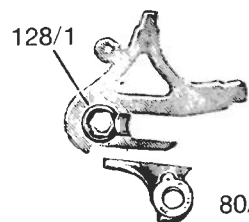
763/a



55



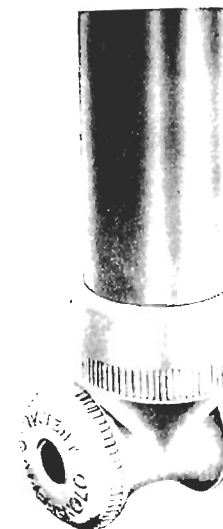
651



128/1 80/1



3346



3345

- 55 Spoke disc (specify if for 4 or 5 sprockets)
- 80/1 Gear fixing plate
- 128/1 Rear fork end bolt
- 651 Freewheel spacer (1 - 1.5 - 2 mm. thick)
- 763 Standard sprocket for 1/2" x 1/8" 3 mm. chain. (Sprockets with 12 - 13 - 14 - 15 - 16 teeth available)
- 764 Racing chain sprocket for 1" x 3/16 (4.6 mm.) chain. (Sprocket with 6 - 7 - 8 or for 1" x 1/8" chain available)
- 763/a Superlight standard sprocket for 1/2" x 1/8" 3 mm. chain. (Sprockets with 12 - 13 - 14 - 15 - 16 teeth available).
- 3345 Adaptor ensemble with ring
- 3346 Adaptor ensemble with square boss



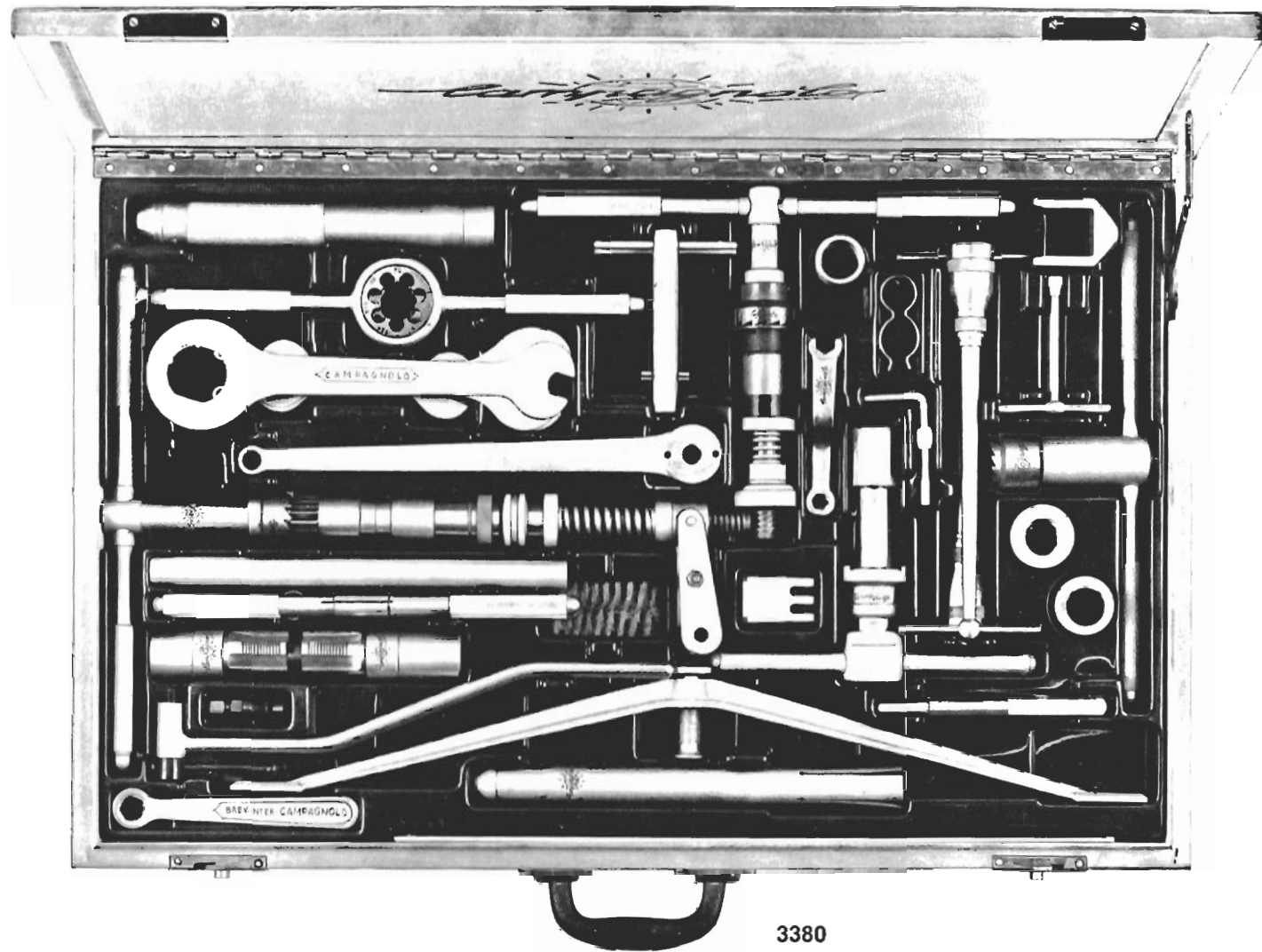
3385



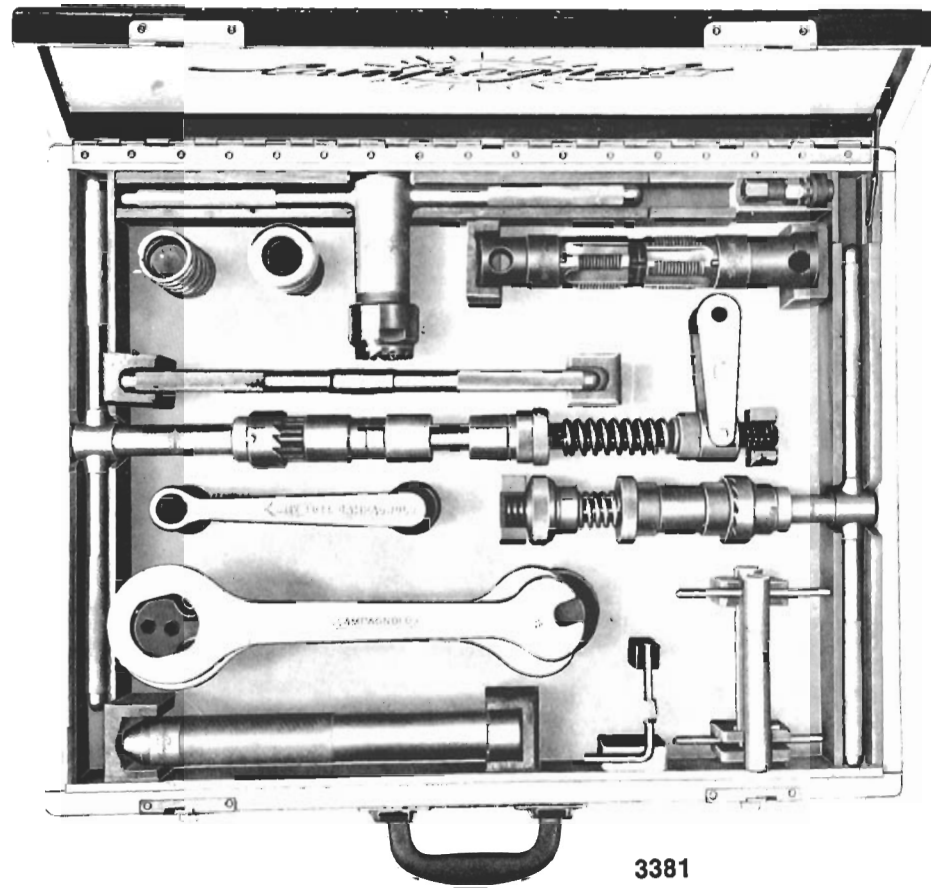
3386



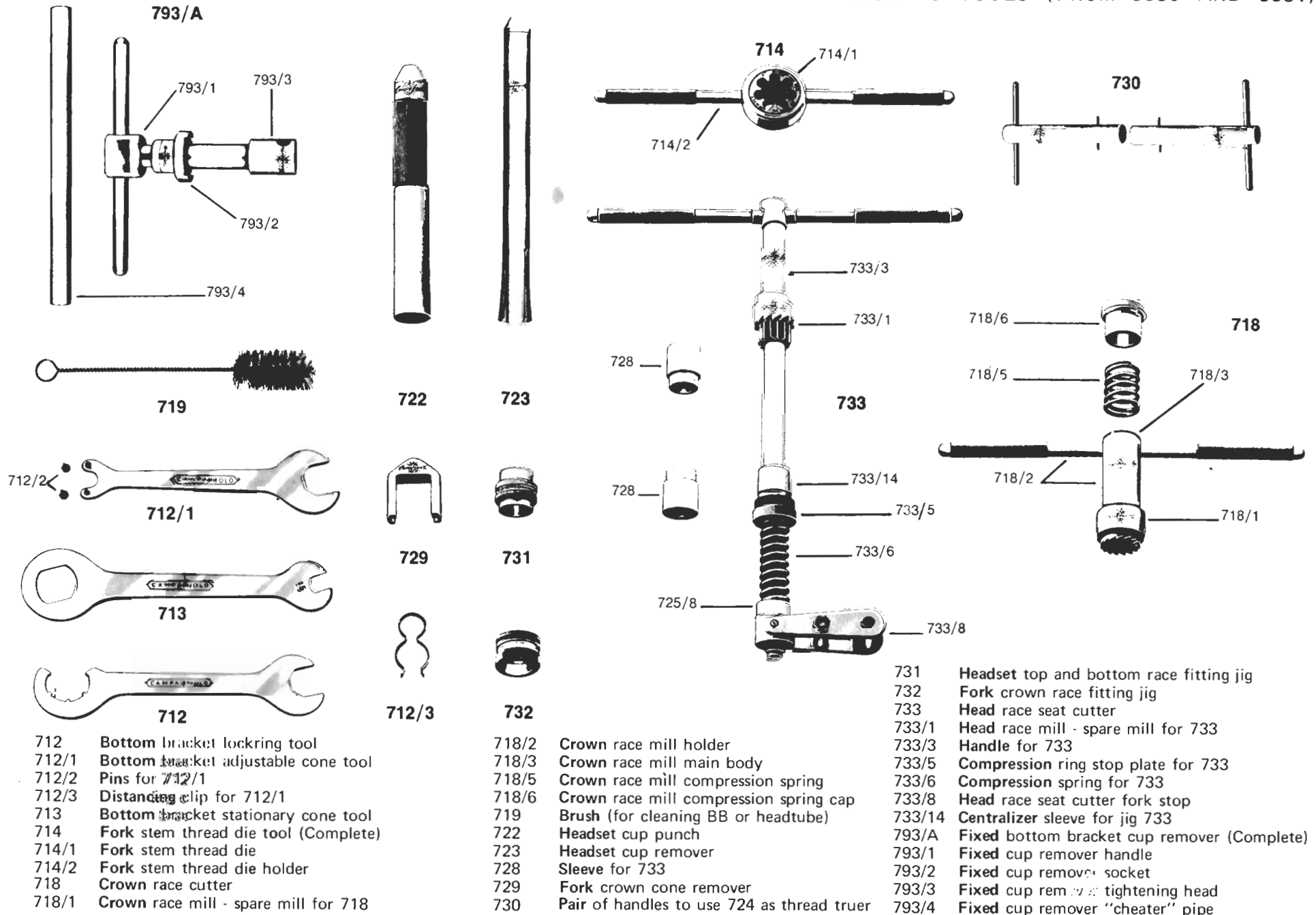
3387



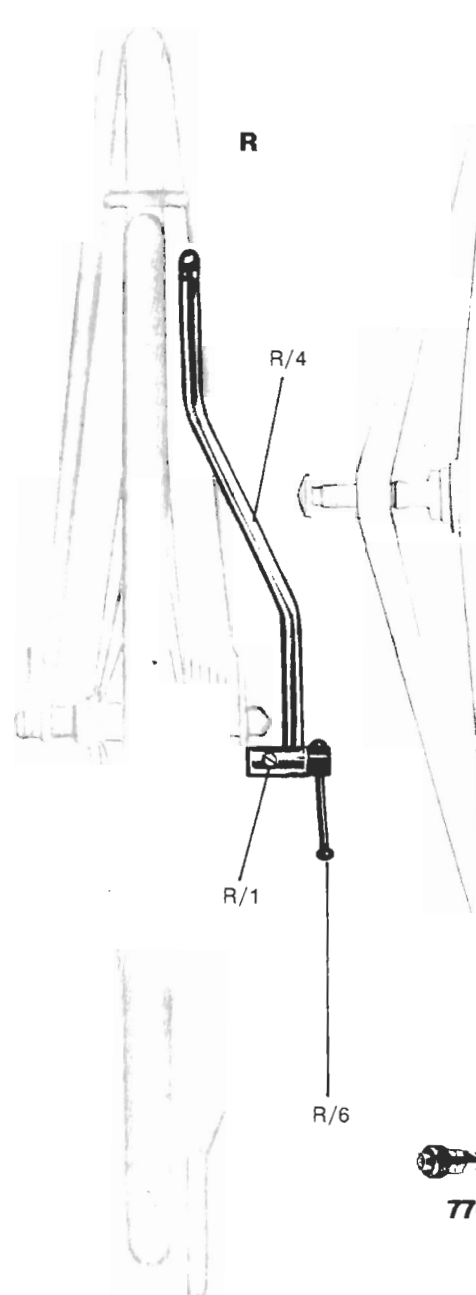
3380




# SPECIAL CAMPAGNOLO TOOLS (FROM 3380 AND 3381)



# SPECIAL TOOLS (Continued)

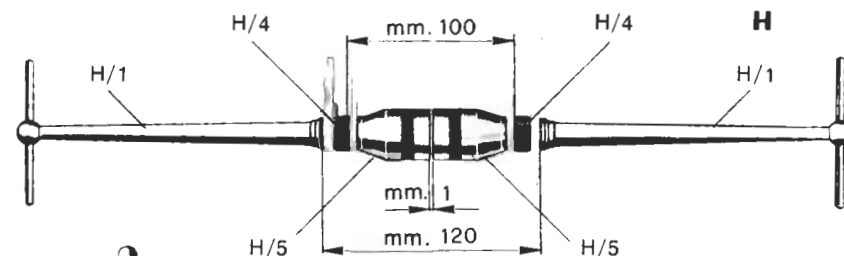


770




G

- 143/2 "T" wrench
- 704 Socket for freewheel removing tool
- 704/1 Reducing socket for 704 to fit 13T freewheel
- 705 Pedal tap R.H. (9/16" dia. x 20 TPI)
- 706 Pedal tap L.H. (9/16" dia. x 20 TPI)
- 707 Gear hanger tap (10 mm dia. x 26 TPI)
- 708 Madguard eye tap (5 mm dia. x 0.8 TPI)
- 709 Rear dropout adjuster tap (3 mm dia. x 0.5 TPI)
- 710 Pedal cap and locknut wrench
- 720 Handle for 721



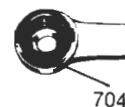
725



769



704/1



704

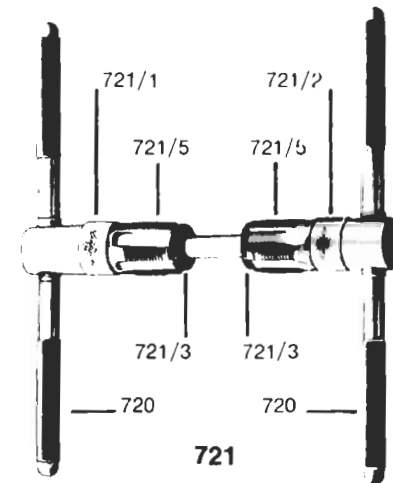
1/2



767



768

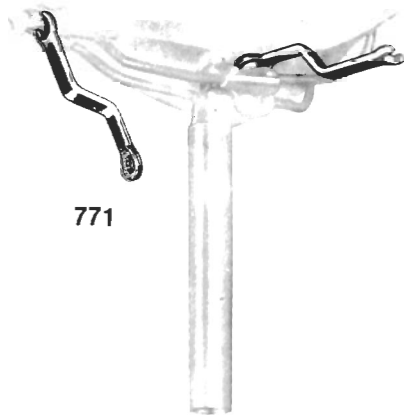


721

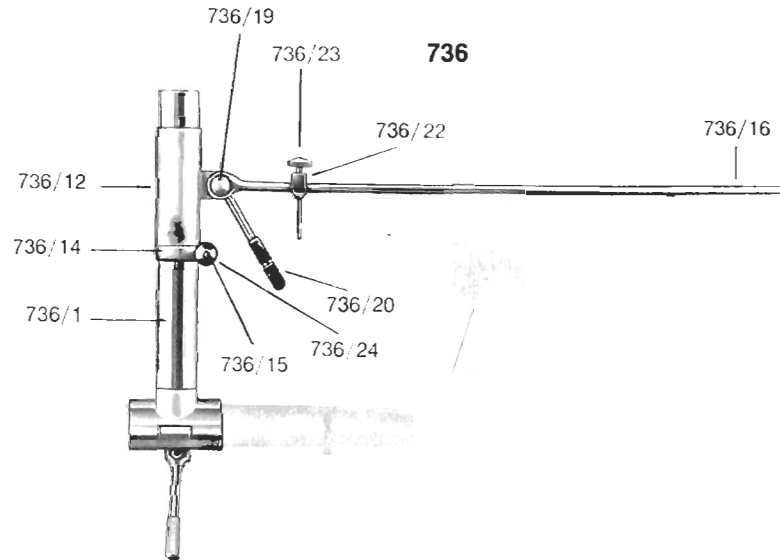
- 721 Bottom bracket double tap tool (Complete)
- 721/1 L.H. die-holding ring for 721
- 721/2 R.H. die-holding ring for 721
- 721/3 Die-holding bottom locking
- 721/5 Bottom bracket tap spare tap for 721
- 724/1 Internal thread guide for 725
- 724/2 External thread guide for 725

- 725 Bottom bracket face cutter
- 725/1 Bottom bracket face mill - spare mill for 725
- 725/2 Handle for 725
- 725/3 Compression spring for 725
- 725/4 Compression spring top plate
- 725/7 Compression spring swivel grip
- 725/8 Compression spring swivel ring for 725, 733
- 736 Saddle-Line alignment tool
- 736/1 Main vertical body for tool 736
- 736/12 Vertical height body sleeve
- 736/14 Vertical height clamp
- 736/15 Vertical height clamp screw
- 736/16 Leveling rod
- 736/19 Leveling rod clamp bolt
- 736/20 Leveling rod clamp handle
- 736/22 Leveling rod front alignment pin
- 736/23 Leveling rod front alignment set screw
- 736/24 Vertical height clamp nut





771



736



143/2



710



2029



P



Q



705



706



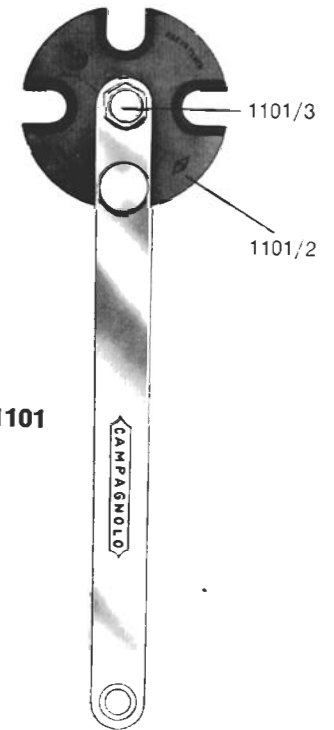
707



708



709



1101

1101/1



3515

- 767 L-Shaped chainwheel cap allen key
- 768 Chainwheel fastening screw spanner
- 769 Cotterless spindle end bolt spanner
- 770 Cotterless crank extractor
- 771 Saddle spanner
- 1101 Pedal spanner
- 1101/1 Handle for pedal spanner
- 1101/2 Main plate for pedal spanner
- 1101/3 Center fixing bolt for pedal spanner
- 2029 Rear brake cable (131 cm)
- 3515 Special "T" wrench

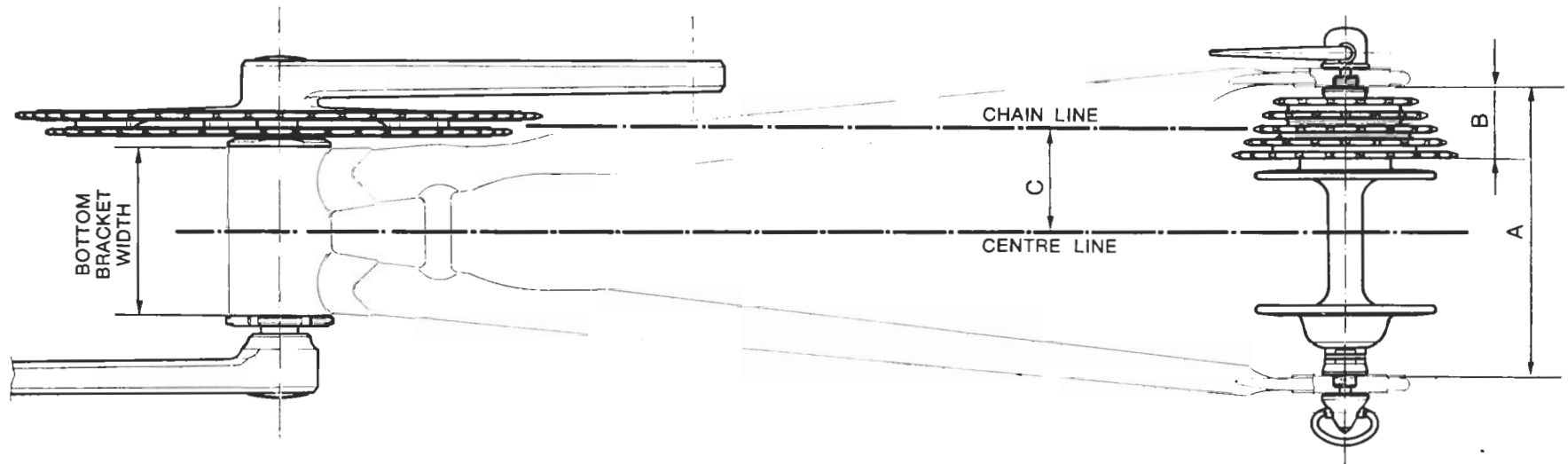
- G Straight edge
- H Backstay alignment tool (pair)
- H/1 Handle for H tool
- H/4 Fork locking for H tool
- H/5 Head for H tool
- I Freewheel removing tool complete
- I/2 Handle for I tool

- N Wheel dish tool
- P Axle holding tool for 9 and 10 mm dia.
- Q Cone wrenches 13/14 or 15/16
- R Backstay tool
- R/1 Set-Screw for R tool
- R/4 Main arm for R tool
- R/6 Tightening handle for R tool

## 1102 - **CAMPAGNOLO** BICYCLE ASSEMBLING STAND

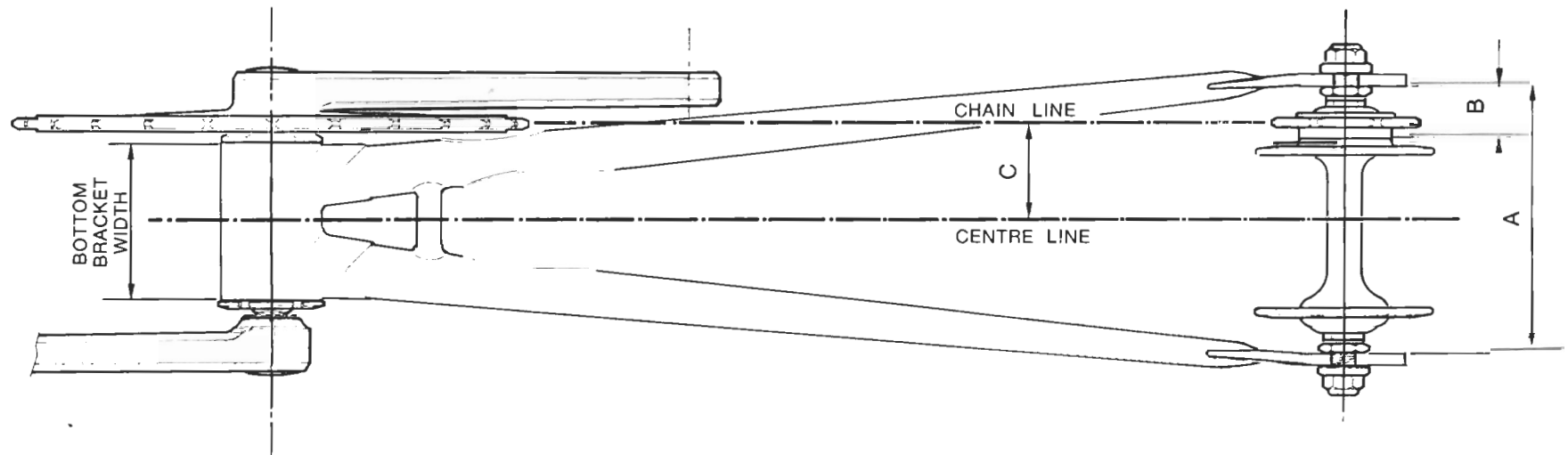


# ROAD CHAIN LINE



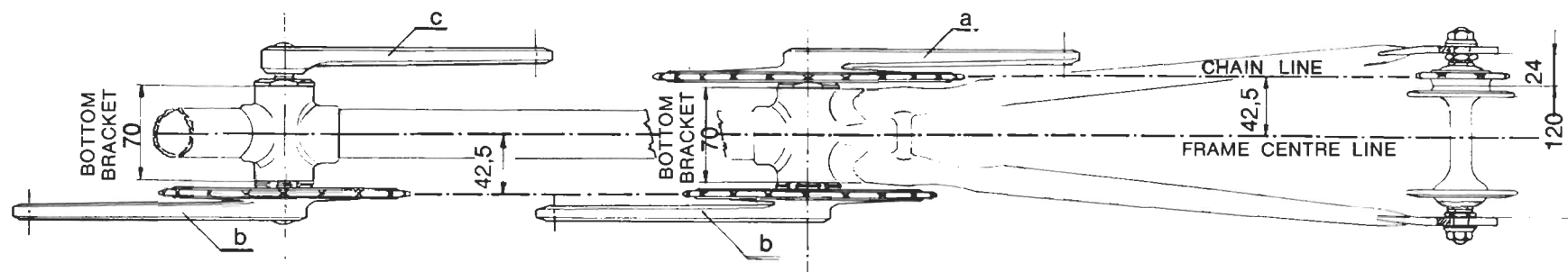
BOTTOM BRACKET WIDTH	REAR HUB WIDTH « A »	FREEWHEEL WIDTH « B »	CHAIN LINE « C »
68	120	29	<b>43,5</b>
70	120	29	<b>43,5</b>
74	120	29	<b>43,5</b>

# TRACK CHAIN LINE



BOTTOM BRACKET WIDTH	REAR HUB WIDTH « A »	SPROCKET WIDTH « B »	CHAIN LINE « C »
65	110	21.5	<b>40</b>
68	110	21.5	<b>40</b>
68	120	24	<b>42,5</b>
70	120	24	<b>42,5</b>

# TANDEM CHAIN LINE



<b>a</b>	TRACK RIGHT HAND STANDARD CRANK
<b>b</b>	TRACK RIGHT HAND CRANK WITH LEFT HAND THREAD
<b>c</b>	TRACK LEFT HAND CRANK WITH RIGHT HAND THREAD



# GEAR TABLE 27" WHEELS


## GEAR TABLE 27" WHEELS

	36	38	40	42	44	45	46	47	48	49	50	51	52	54
12	81.0	85.5	90.0	94.5	99.0	101.2	103.5	105.0	108.0	110.3	112.5	114.7	117.0	121.5
13	74.7	78.9	83.1	87.2	91.4	93.4	95.5	97.6	99.7	101.8	103.8	105.9	108.0	112.1
14	69.4	73.3	77.1	81.0	84.8	86.7	88.7	90.6	92.6	94.5	96.4	98.3	100.3	104.1
15	64.8	68.4	72.0	75.6	79.2	80.9	82.8	84.6	86.4	88.2	90.0	91.8	93.6	97.2
16	60.8	64.1	67.5	70.9	74.2	76.0	77.6	79.3	81.0	82.7	84.4	86.1	87.7	91.1
17	57.2	60.3	63.5	66.7	69.9	71.5	73.0	74.6	76.2	77.8	79.4	81.0	82.6	85.7
18	54.0	57.0	60.0	63.0	66.0	67.5	69.0	70.5	72.0	73.5	75.0	76.5	78.0	81.0
19	51.2	54.0	56.8	59.7	62.5	64.0	65.4	66.8	68.2	69.6	71.0	72.5	73.9	76.7
20	48.6	51.3	54.0	56.7	59.4	60.8	62.1	63.4	64.8	66.1	67.5	68.8	70.2	72.9
21	46.3	48.9	51.4	54.0	56.6	57.9	59.1	60.4	61.7	63.0	64.3	65.5	66.8	69.4
22	44.2	46.6	49.1	51.5	54.0	55.2	56.4	57.7	58.9	60.1	61.4	62.6	63.8	66.2
23	42.3	44.6	47.0	49.3	51.6	52.8	54.0	55.2	56.3	57.5	58.7	59.9	61.0	63.4
24	40.5	42.7	45.0	47.2	49.5	50.7	51.7	52.9	54.0	55.1	56.2	57.3	58.5	60.7
25	38.9	41.1	43.2	45.4	47.5	48.6	49.7	50.8	51.8	52.9	54.0	55.1	56.2	58.3
26	37.4	39.5	41.5	43.6	45.7	46.7	47.8	48.8	49.8	50.9	51.9	53.7	54.0	56.1

GEAR RATIOS NOT SHOWN ABOVE MAY BE CALCULATED AS FOLLOWS

$$\text{GEAR} = \frac{\text{Number of teeth on C/ring}}{\text{Number of teeth on Sprocket}} \times \text{Diameter of rear wheel in inches}$$





Printed in U.S.A.